



Newsletter of the Blue Ribbon Chapter

American Needlepoint Guild, Inc.

Volume 9, Issue 12

December 1, 2025

Indicates change

In person events (meetings, SIPs, and lunches) are weather permitting.

What's inside?

Calendar	1
Blue Ribbon ANG Chapter Meeting Minutes, November 18, 2025.....	2
Nametag	3
Membership Renewal.....	3
Blue Ribbon ANG Website....	3
December Study Topic – WIP Challenge	3
December Conversation Topic.....	3
Future Study Topics	3
Blogs	3
Interesting Needlework and Related Info on the Internet..	3
Needlework Holidays	4
Editor's Note	4
2025-26 WIP Challenges (December 1, 2025 – February 28, 2026)	5
Kreinik Ornament.....	6

Calendar

Tuesday, December 16

6:00 - 6:45 pm

6:45 - 7:15 pm

7:15 - 8:15 pm

Tuesday, January 20

6:00 – 7:00 pm

7:00 - 7:15 pm

7:15 - 8:30 pm

February

February 1

Tuesday, February 17

6:00 – 7:00 pm

7:00 - 7:15 pm

7:15 - 8:30 pm

Saturday, February 28

10:00 - 12:00 pm

Tuesday, March 17

6:00 - 7:00 pm

7:00 - 7:15 pm

7:15 - 8:30 pm

Saturday, March 28

10:00 - 12:00 pm

Tuesday, April 21

6:00 - 7:00 pm

7:00 - 7:15 pm

7:15 - 8:30 pm

Saturday, April 25

10:00 - 12:00 pm

Monthly meeting – Teams

Log in to Teams (6:00 pm); social/stitching time

Board and business meetings

Study topic – WIP Challenge

Monthly meeting – Teams

Log in to Teams (6:00 pm); social/stitching time

Business meeting

Study topic – WIP Challenge

National Embroidery Month

Exhibit, demonstrations, and class at Coralville Library

Stitch In Public Day

Monthly meeting – Teams

Log in to Teams (6:00 pm); social/stitching time

Business meeting

Study topic – WIP Challenge

Stitch In Public – TBD

Monthly meeting – Knights of Columbus and Teams

Log in to Teams (6:00 pm); social/stitching time

Business meeting

Study topic – End of WIP Challenge

Stitch In Public – TBD

Monthly meeting – Knights of Columbus and Teams

Log in to Teams (6:00 pm); social/stitching time

Business meeting

Study topic – Sea Urchin

Stitch In Public – TBD

Visit the Blue Ribbon Chapter website at <https://www.blueribbonang.com>

Facebook page – <https://www.facebook.com/groups/4605737459498550>



Blue Ribbon ANG Chapter Meeting Minutes, November 18, 2025

Business Meeting:

- President Heidi Parker called the meeting to order at 7:00 pm.
- Members present:
 - Heidi Parker, Joyce Pencook, Connie Rosene, Jamie Randall, Cindy Baldwin, Julie Ackerman, Joan Ackerman, Robin Rossignol, Ruth Topp, Jeannette Tombaugh
- Reports
 - Secretary: October minutes archived as published
 - Treasurer: Jamee reported \$1,405.00 (\$1,385.36 in checkbook).
 - Membership: Reminded Connie to send new member materials to Debbie MacDonald.
- Old Business
 - Social media plans are delayed to next year.
 - Review and update of bylaws also delayed to next year.
- New Business
 - 2026 events for February, National Embroidery month
 - Exhibit at Coralville Library – set up on January 31 and take down on February 28
 - Demonstrate at Coralville Library on Saturdays (7th, 14th, and 21st), 1-3 pm
 - Pattern darning bookmark class on the 28th, 1-3 pm
 - Winter Adult Reading Month (WARM) at the Coralville Library
 - Blue Ribbon will sponsor a crafting basket as a grand prize choice for people who complete the WARM challenge (read or listen to 3 books during February).
 - Cindy Baldwin suggested a gift certificate for Home Ec Workshop (<https://www.homeecworkshop.com/>) in Iowa City. Robin suggested Heritage Designs (<https://heritagedesignsquiltshop.com/>) in Amana. After some discussion, Home Ec Workshop was selected because they have a wider range of options (embroidery, knitting/crochet, quilting, sewing, etc.). We voted to donate a \$30 gift certificate. In addition, Cindy has some books to contribute.
 - The Iowa State Fair sent a letter to confirm that we wanted to provide the 2026 award for 1st place in needlepoint. Cindy completed the form and returned it to the Fair. We will receive an invoice in May.
 - Decided to drop SIPs for November, December, and January.
- Upcoming Events
 - 12/16 – Meeting on Teams
- Meeting adjourned at 7:38 pm.

Respectfully submitted,
Joyce Pencook, Secretary

The Blue Ribbon Chapter of American Needlepoint Guild, Inc. (ANG), invites interested individuals, regardless of expertise, into membership. Dues are \$20 per year payable to the Chapter. You must be a current ANG member to belong to the Chapter. ANG membership information can be found at <http://www.needlepoint.org/membership.php>.

Guests and visitors are welcomed.

Meetings are held the 3rd Tuesday of every month (except May, July, and October) starting with a social time at 5:30 pm, with the formal meeting starting at 7:00 pm. These meetings are held at the Knights of Columbus, 1620 E Avenue NE, Cedar Rapids, IA and on Teams. Meetings in December, January, and February will be held on Teams only, starting with Teams login/social time at 6:30 pm, with the formal meeting starting at 7:00 pm.

Meetings in May, July, and October are held on the 2nd Saturday of the month starting with social time at 1:00 pm and the formal meeting beginning at 1:30 pm. The Saturday meetings are held at the North Liberty Public Library, 520 W. Cherry St, North Liberty, IA and on Teams.

Board meetings will be held in September, December, March, and June.

The Blue Ribbon ANG Newsletter is published monthly. Deadline for submission of items is the 20th day of each month.

Newsletter Editor: Cindy Baldwin cabaldwin1828@gmail.com

2025-2026 Officers

Past President Robin Rossignol (robin-ann-rossignol@uiowa.edu)

President Heidi Parker (handparker@gmail.com)

President Elect Cindy Baldwin (cabaldwin1828@gmail.com)

VP-Membership Connie Rosene (connie.rosen89@gmail.com)

Secretary Joyce Pencook (jpencook40@gmail.com)

Treasurer Jamee Klein (jameek34@gmail.com)

Chapter website: <https://www.blueribbonang.com/>

Nametag

Please remember to wear your nametags at meetings and when we are stitching in public.

Membership Renewal

It is time to renew your Blue Ribbon membership. Dues are still \$20. Please send them to Jamee Klein.

Blue Ribbon ANG Website

Our website (<https://www.blueribbonang.com/>) has a Members Only page. When you go to the website, you'll see a Log In button to the right of ANG. Click on that and follow the instructions. Cindy Baldwin must approve access. Once you are approved, the last page on the website is Members. Click on that to add information about yourself.

Hover over Members and you'll see Files. You'll see several folders, including Study Topics. Patterns and information for past study topics are saved here. Anyone can create folders and add files. If you have questions, ask Cindy.

December Study Topic – WIP Challenge

Working on our WIPs. A table is provided at the end of the newsletter with your projects listed. Please let me know if I made any mistakes or missed anything.

December Conversation Topic

When and how did you learn to stitch?

Future Study Topics

Thanks to everyone for suggesting projects and voting. We chose the projects with the most votes, and the tentative schedule is below. We'll adjust the schedule if necessary as we go along.

- December 2025, January, February 2026 – WIP challenge.
- March 2026 – End WIP challenge.
- April, June, July 2026 – Sea Urchin, Diane Grant. Needle Pointers, July 2014, pages 14-24.
- May 2026 – Nametag finishing
- August, October 2026 – Nordic Gnome, Kurdy Biggs.
- November, December 2026, January, February 2027 – Art Deco Tree, Deborah Reichert. Needle Pointers, November/December 2024, pages 38-61.
- March, April 2027 – Hilton Head, Marilyn Owen. Needle Pointers, September/October 2021, pages 30-37.
- May 2027 – Yo-Yo/Dorset Button Ornament
- June 2027 – Diamond Elegance II, Barbara Richardson. Needle Pointers, July 2013, pages 32-33.
- July, August 2027 – Sedona Sunset, Kurdy Biggs. Needle Pointers, May/June 2025, pages 24-31.
- September, October 2027 – Fiesta, Mary Knapp. Needle Pointers, July/Aug 2022, pages 24-36.

Blogs

- Why This 'Old-Fashioned' Needlework Technique Is Making a Huge Comeback <https://needlework.craftgossip.com/why-this-old-fashioned-needlework-technique-is-making-a-huge-comeback/2025/11/12/>
- Updating the Penny Method <https://string-or-nothing.com/2025/11/20/updating-the-penny-method/> Use a dime, a cell phone, and a bit of math to determine the thread count of linens.
- Top Tips for Beading on Canvas <https://bedeckedandbeadazzled.com/2025/09/top-beading-tips/>
- Kreinik Braid & Storage <https://www.suncitystitcher.com/2025/07/kreinik-braid-storage.html>
- 5 Ways Needlepoint Can Help You Unplug and Recharge <https://needlepoint.com/blogs/needlepoint-know-how/5-ways-needlepoint-can-help-you-unplug-and-recharge>

Interesting Needlework and Related Info on the Internet

- Meet the Refugee Women Preserving Palestinian Embroidery Techniques in Lebanon <https://www.vogue.com/article/inaash-lebanon-palestinian-women-refugees-embroidery>

- Artist Has Been Embroidering Fashionable Frocks on a Tiny Model for Nearly 10 Years <https://mymodernmet.com/nengiren-nona-kecil-embroidery/>
- Forthcoming Embroidery Book Will Have You Stitching Landscapes That Look Like Oil Paintings <https://mymodernmet.com/richly-stitched-landscape-embroidery-book-cassandra-dias/>
- Brazilian Bird Embroidery on Dry Leaves: Laura Dalla Vecchia's Magical Art <https://www.designswan.com/archives/brazilian-bird-embroidery-on-dry-leaves-laura-dalla-vecchias-magical-art.html>
- Embroidered Histories <https://apollo-magazine.com/embroidered-histories-de-young-san-francisco-preview/>
- Cross-stitch comes with extraordinary benefits and a history of protest https://www.phillytrib.com/lifestyle/cross-stitch-comes-with-extraordinary-benefits-and-a-history-of-protest/article_b22fb6b5-ba85-4a2b-9b90-76ed796c6abf.html

Needlework Holidays

- September is National Needlepoint Month.
- July 25th is National Thread the Needle Day.
- July 30th is World Embroidery Day.
- August 8th is World Cross Stitch Day.
- Stitch in Public day (Feb 1st) and the entire month of February is National Embroidery Month.

Editor's Note

Items included in the newsletter are ones that I think the membership might be interested in. I'm also happy to include news items or suggestions you send me, so please feel free to send things to me for inclusion in the next newsletter.

Cindy

2025-26 WIP Challenges (December 1, 2025 – February 28, 2026)

Name	Project Name, Designer	Goal	Progress		
			December	January	February
Connie Rosene	Angel Face, Judy Jeroy	Finish			
Beth Ellicott	Harmony of Nature Casket, Thistle Threads	Complete a panel			
	Christian Henry, Sassafras Samplers	Complete 6 pages (in addition to ~3 finished)			
Cindy Baldwin	Autumn Night Alphabet, Owl Forest Embroidery	10 hours/week (13 weeks)			
Ruth Topp	Desert Diamonds, Lisa Willis	Complete to edge of center cross. Finish completely if possible			
Jeannette Tombaugh	Granddaughter's birth announcement	Finish			
Heidi Parker	Moon on the Water, Wendy Moore	Finish			
Joan Ackerman	Wildflowers	Finish			
	Seahorse	Finish			
Julia Ackerman	Animals Tree of Life, Climbing Goat	Finish			
	Sunday in the Park	Finish column			
Joyce Pencook	Or Nue' Flower, Joanne Hunt	Finish			
	Perforated Paper Ornament, Robin Rossignol	Finish			
Jamee Klein	Fantastique, Blackwork Journey	Finish			
	Summer Fireworks, Beautiful Stitches	Finish			



Kreinik

25 Days of Free Christmas Projects
on www.kreinik.com

A Berry Holly~day ornament

Designed by Kathy Holicky

This ornament design can be worked in either a white/gold or red/green colorway.

Materials needed:

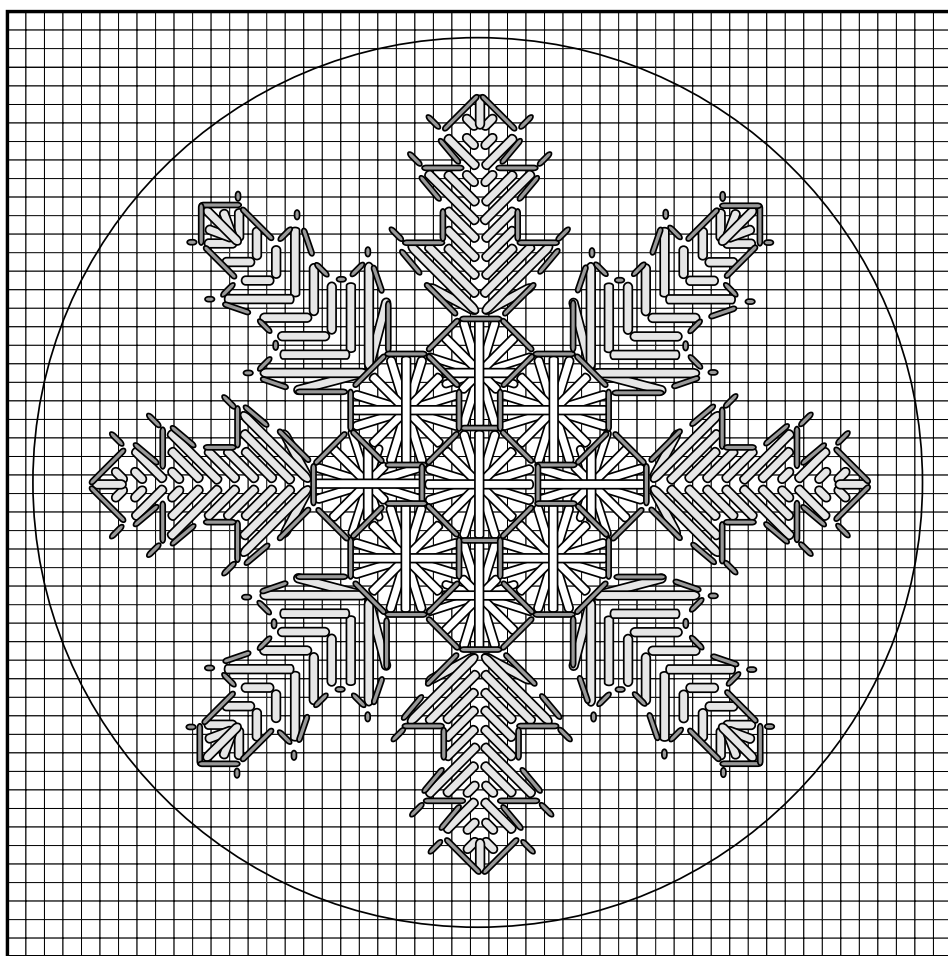
- 18-ct mono canvas in white, 5" x 5"
- FOR WHITE VERSION: Kreinik Silk Mori white 8000
- FOR RED/GREEN VERSION: Kreinik Silk Mori in red 1117, green 4036
- Kreinik Japan #5 Gold 002J
- Kreinik gold ornament frame
- Kreinik Treasure Tape™ dots


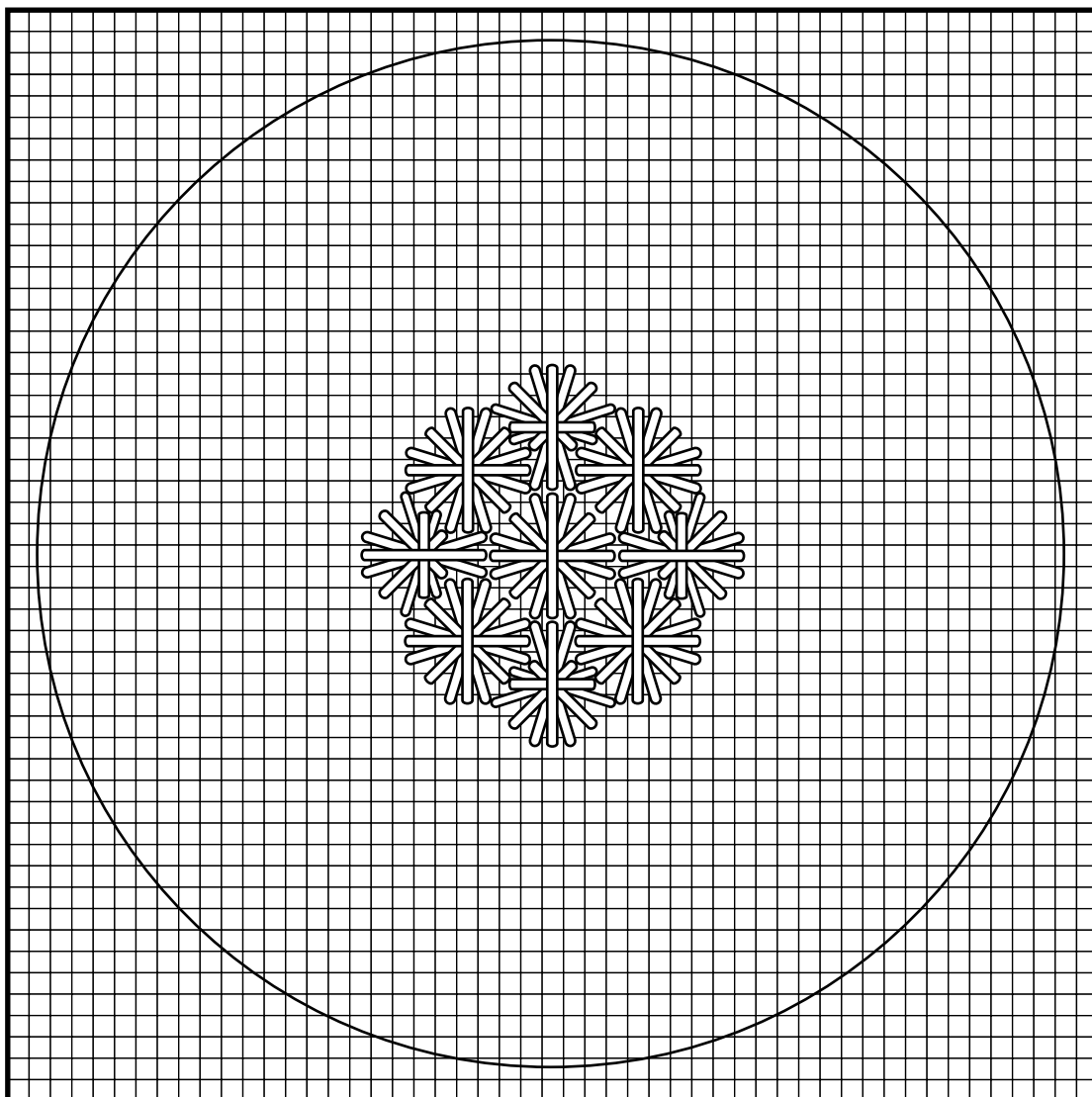
Instructions:

1. Use 4-ply of Silk Mori, or Japan just as it is (single strand) following the diagrams.

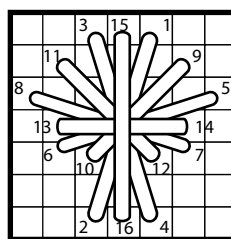
2. When stitching is complete, make a "sandwich" by layering the front of the gold ornament frame on top, followed by your stitched piece, and the gold ornament frame backer. Use Treasure Tape™ double-sided tape dots as the adhesive between layers. Add ribbons etc for ornament hanger as desired.

Main Graph
See next pages for diagrams

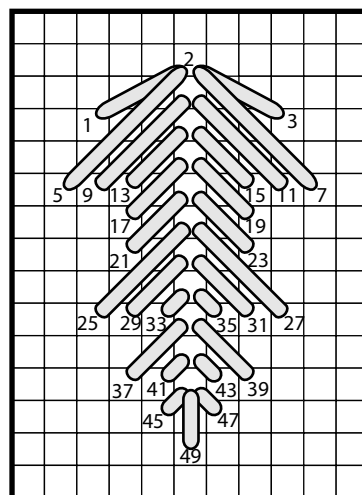
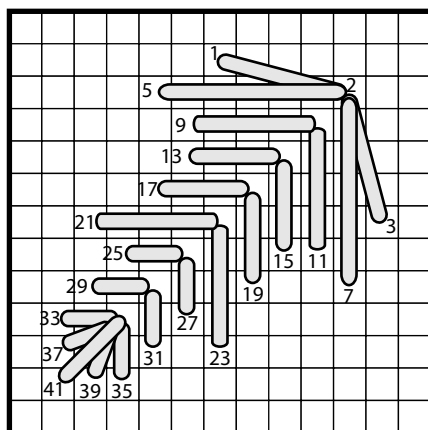





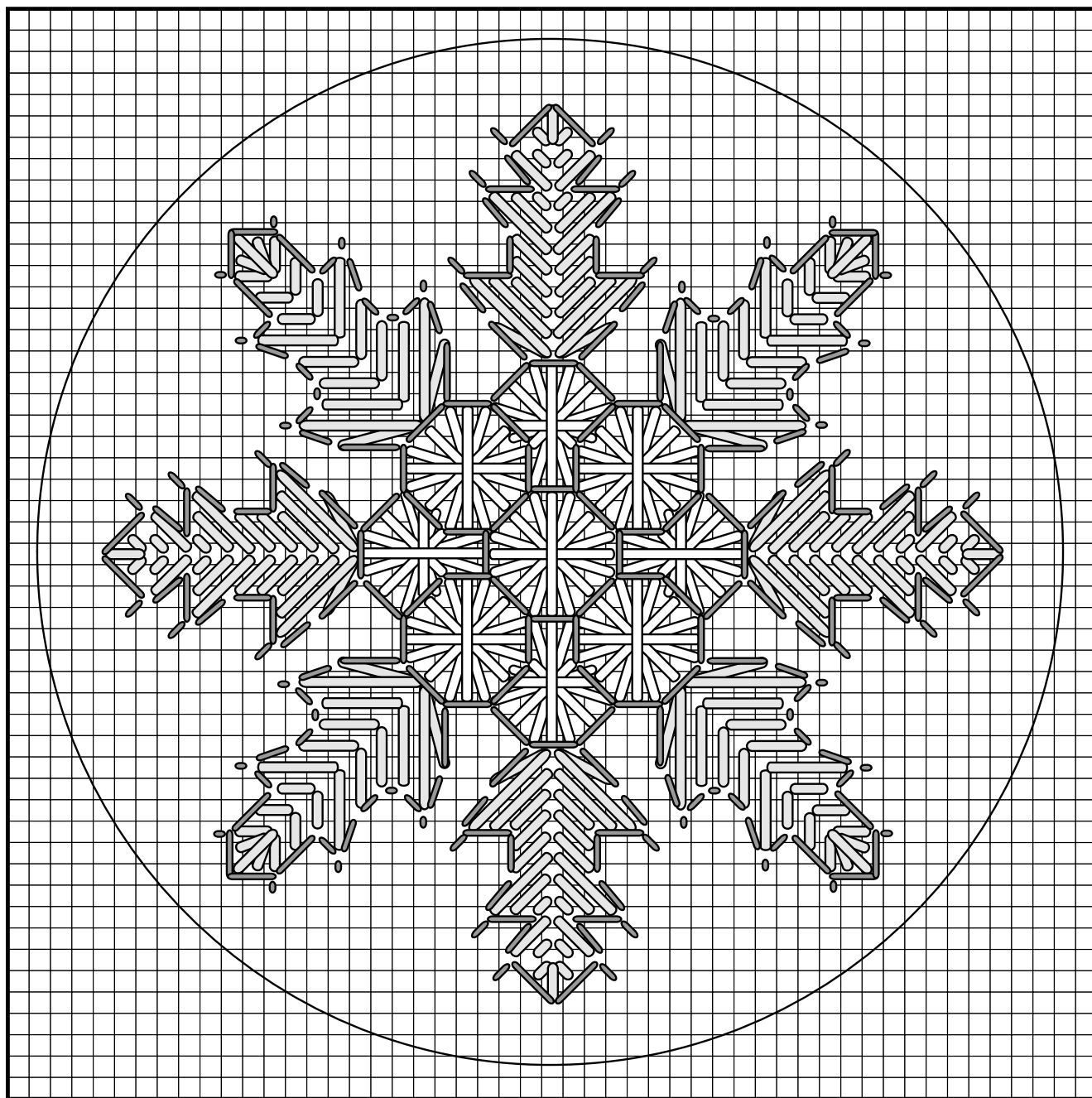
White - Work in 4ply Silk Mori #8000A



Red & Green - Work berries in 4ply Silk Mori #1117



Work white leaves in 4ply Silk Mori #8000A
 Work green leaves in 4ply Silk Mori #4036



Work backstitch in Japan Gold 002J