



# Newsletter of the Blue Ribbon Chapter

## American Needlepoint Guild, Inc.

### Volume 9, Issue 10

### October 1, 2025

Indicates change

In person events (meetings, SIPs, and lunches) are weather permitting.

#### What's inside?

Calendar .....	1
Blue Ribbon ANG Chapter Meeting Minutes, September 16, 2025.....	2
Nametag .....	3
Blue Ribbon ANG Website....	3
October Meeting Location ....	3
October Study Topic – Say It Loud and Proud! Name Tag..	3
November Study Topics – WIP Challenge Kick Off and Name Tag .....	3
Future Study Topics .....	3
Blogs .....	4
Videos and Podcasts .....	4
Interesting Needlework and Related Info on the Internet..	4
Needlework Holidays .....	4
Editor's Note .....	4
Directions to Knights of Columbus Hall.....	5
Directions to North Liberty Community Pantry .....	5
Rainbow Gallery Pattern..Error!	
Bookmark not defined.	

#### Calendar

Saturday, October 11

12:30 - 1:30 pm

1:30 - 2:00 pm

2:00 - 4:00

Tuesday, October 14

12:00 - 1:30 pm

Saturday, October 25

10:00 - 12:00 pm

Tuesday, November 11

12:00 - 1:30 pm

Tuesday, November 18

6:00 - 7:00 pm

7:00 - 7:15 pm

7:15 - 8:30 pm

Saturday, November 22

10:00 - 12:00 pm

Tuesday, December 9

12:00 - 1:30 pm

Tuesday, December 16

6:00 - 6:45 pm

6:45 - 7:15 pm

7:15 - 8:15 pm

Saturday, December 27

10:00 - 12:00 pm

Tuesday, January 13

12:00 - 1:30 pm

Tuesday, January 20

6:00 - 6:45 pm

6:45 - 7:15 pm

7:15 - 8:15 pm

Saturday, January 24

10:00 - 12:00 pm

**Monthly meeting – North Liberty Community Pantry, 350 W Penn St., North Liberty and Teams**

Social/stitching time; log in to Teams

Chapter business meeting

Study topic – Say It Loud and Proud! Name Tag

**Lunch at Boulder Tap House, 4515 Westdale Pkwy SW, Cedar Rapids**

**Stitch-In-Public – NewBo City Market, 1100 3<sup>rd</sup> St SE, Cedar Rapids**

**Lunch at TBD**

**Monthly meeting – Knights of Columbus and Teams**

Log in to Teams (6:00 pm); social/stitching time

Business meeting

Study topic – Name Tag and WIP Challenge Kick-off

**Stitch-In-Public – TBD**

**Lunch at TBD**

**Monthly meeting – Teams**

Log in to Teams (6:00 pm); social/stitching time

Board and business meetings

Study topic – WIP Challenge

**Stitch-In-Public – TBD**

**Lunch at TBD**

**Monthly meeting – Teams**

Log in to Teams (6:00 pm); social/stitching time

Board and business meetings

Study topic – WIP Challenge

**Stitch-In-Public – TBD**

Visit the Blue Ribbon Chapter website at <https://www.blueribbonang.com>

Facebook page – <https://www.facebook.com/groups/4605737459498550>

## Blue Ribbon ANG Chapter Meeting Minutes, September 16, 2025

### Board Meeting:

- President Heidi Parker called the meeting to order at 6:45 pm.
- Officers present:
  - Heidi Parker, Joyce Pencook, Connie Rosene, Cindy Baldwin,
- Bylaws
  - Bylaws need to be updated since we have changed our meeting date.
    - Download model bylaws instructions and current bylaw template from ANG's website.
    - Make necessary changes and provide to members for review.
    - Submit to ANG for approval.
  - Heidi and Ruth will prepare a draft for member review by December.
- Board meeting adjourned at 7:00 pm.

### Business Meeting:

- President Heidi Parker called the meeting to order at 7:00 pm.
- Members present:
  - Robin Rossignol, Heidi Parker, Joyce Pencook, Connie Rosene, Jamie Randall, Cindy Baldwin, Julie Ackerman, Joan Ackerman, Kareen Strumpel, Ruth Topp, Jeannette Tombaugh
- Reports
  - Secretary: August minutes archived as published
  - Treasurer: Jamee reported \$1,405.36.
- Old Business
  - Next meeting will be at the North Liberty Library on Saturday, October 11, from 1-4 pm.
  - Lunch will be at the Boulder Tap House, 4515 Westdale Pkwy SW on Tuesday, October 7 at 12:00.
- New Business
  - No new business
- Upcoming Events
  - 9/25 – SIP at Panera on Edgewood R.
  - 10/7 – Lunch at Boulder Tap House
  - 10/11 – Meeting at North Liberty Library
  - 10/22 – SIP at NewBo Market
- Program Announcements
  - October and November are open. December, January, and February will be the WIP Challenge
- Meeting adjourned at 7:15 pm.

Respectfully submitted,  
Joyce Pencook, Secretary

The Blue Ribbon Chapter of American Needlepoint Guild, Inc. (ANG), invites interested individuals, regardless of expertise, into membership. Dues are \$20 per year payable to the Chapter. You must be a current ANG member to belong to the Chapter. ANG membership information can be found at <http://www.needlepoint.org/membership.php>.

Guests and visitors are welcomed.

Meetings are held the 2<sup>nd</sup> Tuesday of every month (except May, July, and October) starting with a social time at 5:30 pm, with the formal meeting starting at 7:00 pm. These meetings are held at the Knights of Columbus, 1620 E Avenue NE, Cedar Rapids, IA and on Teams. Meetings in December, January, and February will be held on Teams only, starting with Teams login/social time at 6:30 pm, with the formal meeting starting at 7:00 pm.

Meetings in May, July, and October are held on the 2<sup>nd</sup> Saturday of the month starting with social time at 1:00 pm and the formal meeting beginning at 1:30 pm. The Saturday meetings are held at the North Liberty Public Library, 520 W. Cherry St, North Liberty, IA and on Teams.

Board meetings will be held in September, December, March, and June.

The Blue Ribbon ANG Newsletter is published monthly. Deadline for submission of items is the 20<sup>th</sup> day of each month.

Newsletter Editor: Cindy Baldwin [cabaldwin1828@gmail.com](mailto:cabaldwin1828@gmail.com)

### **2025-2026 Officers**

Past President Robin Rossignol ([robin-ann-rossignol@uiowa.edu](mailto:robin-ann-rossignol@uiowa.edu))

President Heidi Parker ([handparker@gmail.com](mailto:handparker@gmail.com))

President Elect Cindy Baldwin ([cabaldwin1828@gmail.com](mailto:cabaldwin1828@gmail.com))

VP-Membership Connie Rosene ([connie.rosen89@gmail.com](mailto:connie.rosen89@gmail.com))

Secretary Joyce Pencook ([jpencook40@gmail.com](mailto:jpencook40@gmail.com))

Treasurer Jamee Klein ([jameek34@gmail.com](mailto:jameek34@gmail.com))

Chapter website: <https://www.blueribbonang.com/>

## Nametag

Please remember to wear your nametags at meetings and when we are stitching in public.

## Blue Ribbon ANG Website

Our website (<https://www.blueribbonang.com/>) has a Members Only page. When you go to the website, you'll see a Log In button to the right of ANG. Click on that and follow the instructions. Cindy Baldwin must approve access. Once you are approved, the last page on the website is Members. Click on that to add information about yourself.

Hover over Members and you'll see Files. You'll see several folders, including Study Topics. Patterns and information for past study topics are saved here. Anyone can create folders and add files. If you have questions, ask Cindy.

## October Meeting Location

Please note that we will be meeting in the conference room at the North Liberty Community Pantry this month. (The library is holding their book sale that weekend, hence the new location.) The Pantry is located at 350 W Penn St. The location is indicated on the map in this newsletter.

Please come at 12:30. The Pantry closes for shopping at noon, and we will need to station someone at the front door to allow people in. Please bring nonperishable food or toiletry item(s) to thank the Pantry for allowing us to use their conference room.

## October Study Topic – Say It Loud and Proud! Name Tag

Need a name tag or tired of your old one? Here is your opportunity to use some threads from your stash and a lot of fun stitches to create a new name tag. The pattern is in the September 2013 issue of Needle Pointers, pages 26-33. If you don't have your copy of the magazine anymore, you can print the pattern from ANG's website.

## November Study Topics – WIP Challenge Kick Off and Name Tag

The WIP Challenge will be our study topic for December, January, and February, but we will kick off the challenge in November. Bring your WIP(s) to the meeting and tell us what your challenge is. You can choose anything for this challenge and set any goal you want. The goal should be a stretch, but achievable, and measurable. We'll photograph the projects and record the goals. If you can't get to the meeting, or are attending via Teams, please send a photo and your goal to Cindy before the November meeting. You'll bring your WIPs back for the March meeting and we'll see how we all did. For a little incentive, we'll put the names of people who met their goal into a drawing for 2027 dues.

We'll continue working on the name tag.

## Future Study Topics

Thanks to everyone for suggesting projects and voting. We chose the projects with the most votes, and the tentative schedule is below. We'll adjust the schedule if necessary as we go along.

- December 2025, January, February 2026 – WIP challenge.
- March 2026 – End WIP challenge.
- April, May, June 2026 – Sea Urchin, Diane Grant. Needle Pointers, July 2014, pages 14-24.
- July, August 2026 – Nordic Gnome, Kurdy Biggs.
- October, November, December 2026, January, February 2027 – Art Deco Tree, Deborah Reichert. Needle Pointers, November/December 2024, pages 38-61.
- March, April 2027 – Hilton Head, Marilyn Owen. Needle Pointers, September/October 2021, pages 30-37.
- May 2027 – Yo-Yo/Dorset Button Ornament
- June 2027 – Diamond Elegance II, Barbara Richardson. Needle Pointers, July 2013, pages 32-33.
- July, August 2027 – Sedona Sunset, Kurdy Biggs. Needle Pointers, May/June 2025, pages 24-31.
- September, October 2027 – Fiesta, Mary Knapp. Needle Pointers, July/Aug 2022, pages 24-36.

## Blogs

- Needlepoint Storage and Organization Hacks <https://needlepoint.com/blogs/needlepoint-know-how/needlepoint-storage-and-organization-hacks>
- Soie d'Alger vs Splendor <https://melitastitches4fun.com/2025/07/12/soie-dalger-vs-splendor/>

## Videos and Podcasts

- How to Create a Perfect Needlepoint Ornament Loop - Tips and Tricks. Abigail Cecile.  
<https://www.youtube.com/watch?v=tW6QcXgNej4&t=14s>

## Interesting Needlework and Related Info on the Internet

- Embroidery Advice I Wish I'd Known Sooner <https://purpleroseembroidery.com/blog/2023/2/28/embroidery-advice-i-wish-id-known-sooner>
- Photography for Social Media with a professional non-expert <https://purpleroseembroidery.com/blog/photos-for-social-media>
- The world in a dress: the project with 1.5 billion stitches <https://www.positive.news/society/the-world-in-a-dress-the-project-with-1-5-billion-stitches/> [More about the Red Dress project](#)
- Top Tips for Beading on Canvas <https://bedeckedandbeadazzled.com/2025/09/top-beading-tips/>
- Larger-Than-Life Embroidery on Tulle Celebrates the Transformation in Nature and Ourselves <https://mymodernmet.com/kathrin-marchenko-tulle-embroidery-chrysalis/>
- [Answers to frequently asked questions from Kurdy Biggs](#) (Threedles) <https://threedles.com/faqs/>

## Needlework Holidays

- September is National Needlepoint Month.
- July 25<sup>th</sup> is National Thread the Needle Day.
- July 30<sup>th</sup> is World Embroidery Day.
- August 8<sup>th</sup> is World Cross Stitch Day.
- Stitch in Public day (Feb 1<sup>st</sup>) and the entire month of February is National Embroidery Month.

## Editor's Note

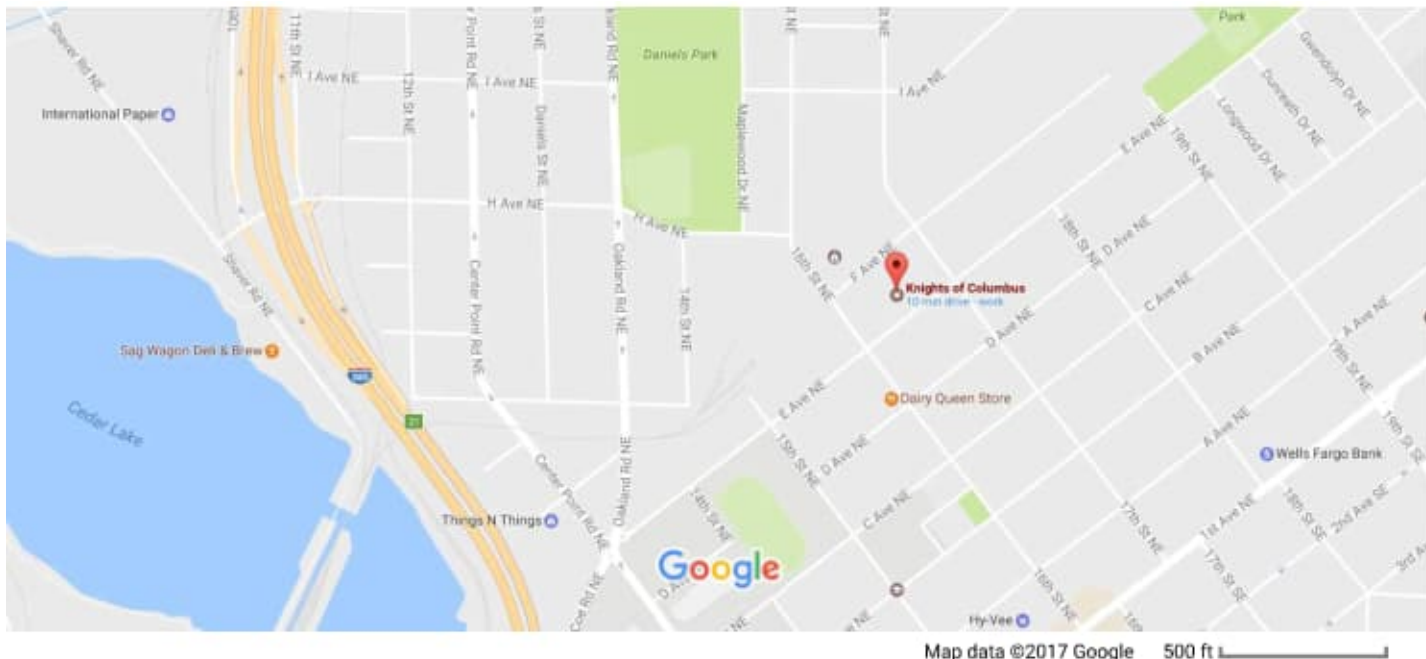
Items included in the newsletter are ones that I think the membership might be interested in. I'm also happy to include news items or suggestions you send me, so please feel free to send things to me for inclusion in the next newsletter.

Cindy

## Directions to Knights of Columbus Hall

1620 E Avenue NE, Cedar Rapids, IA

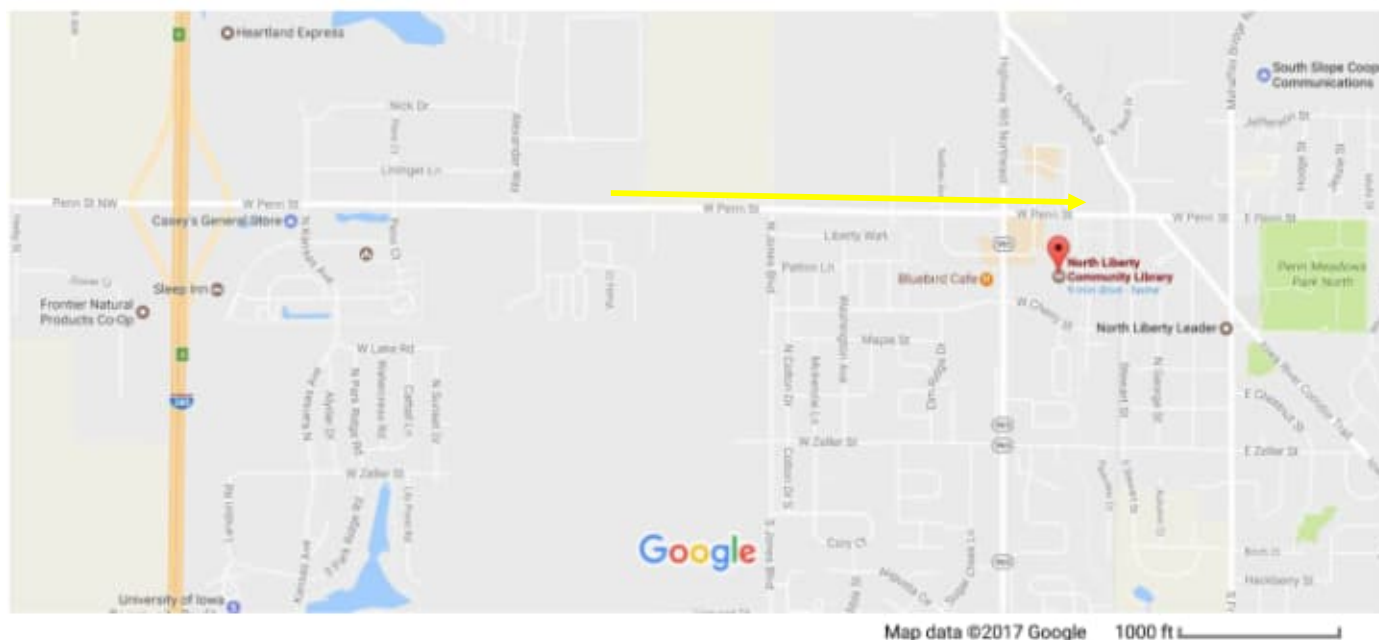
From I380, take the H Avenue exit. Turn onto H Ave NE. Turn right onto 16<sup>th</sup> St NE. Turn left onto E Ave NE. The Knights of Columbus Hall is on the left.



## Directions to North Liberty Community Pantry

350 W Penn St., North Liberty, IA

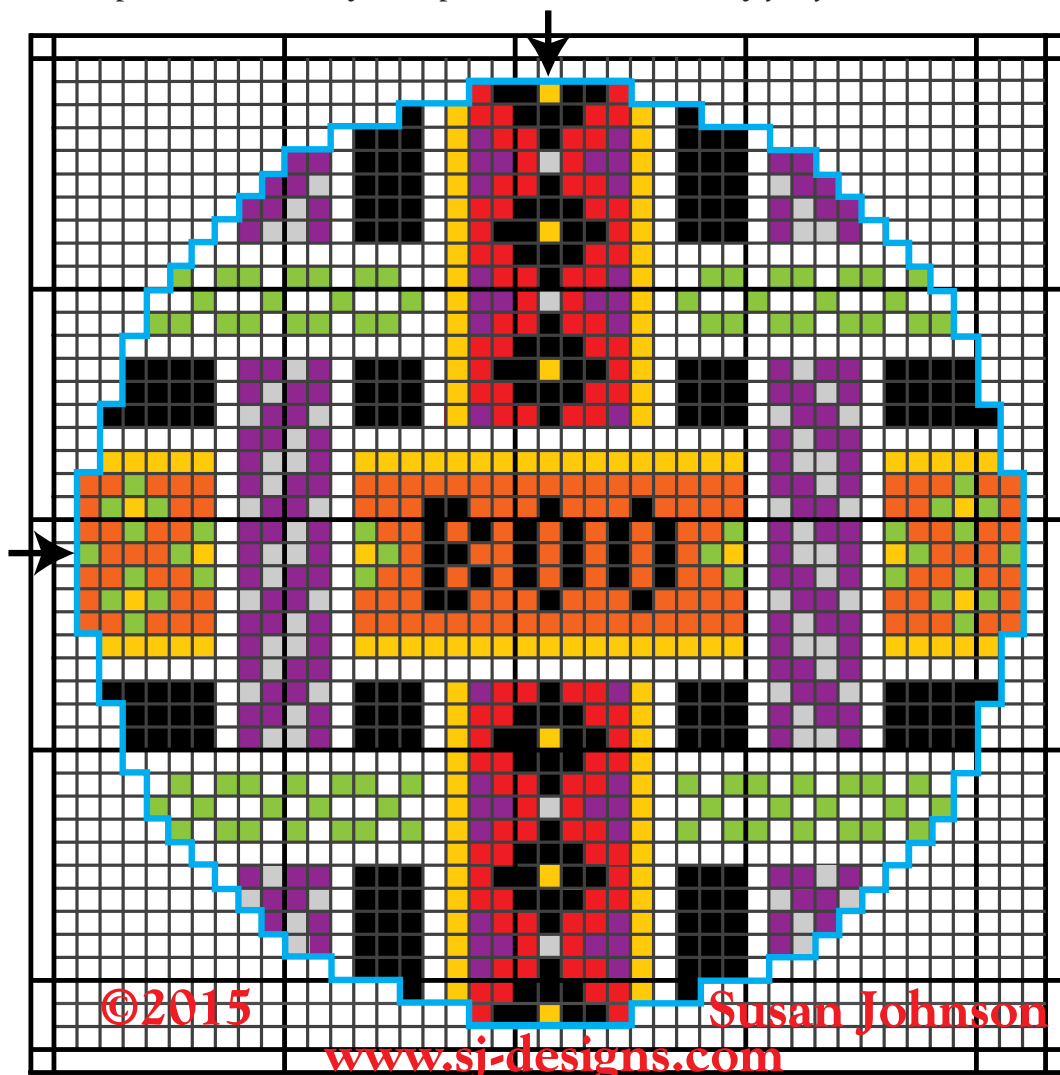
From I380, take the Penn St exit. Go east on W Penn St, until you see the Pantry on the left side of the street. It will be just past the strip mall area on the corner of W Penn and Highway 965/Ranshaw Way.



# BOO TO HOPE! ©

a spook-tacular ornament from Susan at SJ Designs ©2015

this pattern sheet may be reproduced in its entirety for free distribution



☞ stitch count 41x 41 ☞ finished size on #12 canvas 3-1/2" or #18 canvas 2-1/3"

## Suggested Bead Colors for #12 or #13 canvas

**RED:** SJ Designs 11/0 seed beads #13 or #99  
**ORANGE:** SJ Designs 11/0 seed beads #19  
**PURPLE:** SJ Designs 11/0 seed beads #80  
**LIGHT GREEN:** SJ Designs 11/0 seed beads #112  
**GOLD or YELLOW:** SJ Designs 2mm Gold Faux Pearls or 11/0 seed beads #58 Gold or #37 Canary  
**SILVER:** SJ Designs 11/0 seed beads #59  
**BLACK:** SJ Designs 11/0 seed beads #02 or #02Matte  
**WHITE BACKGROUND:** Optional! SJ Designs 11/0 seed beads #53 or White DMC Perle Coton size 3

## Suggested Bead Colors for #18 canvas

**RED:** SJ Designs 14/0 seed beads #1813 or #1899  
**ORANGE:** SJ Designs 14/0 seed beads #1819  
**PURPLE:** SJ Designs 14/0 seed beads #1880  
**LIGHT GREEN:** SJ Designs 14/0 seed beads #18112  
**GOLD or YELLOW:** SJ Designs 14/0 seed beads #1858 Gold or #1837 Canary  
**SILVER:** SJ Designs 14/0 seed beads #1859  
**BLACK:** SJ Designs 14/0 seed beads #1802 or #1802Matte  
**WHITE BACKGROUND:** Optional! SJ Designs 14/0 seed beads #1853 or White DMC Perle Coton size 5

*The blue outline is not intended to be stitched, it simply indicates where the white background stitches end.*