



Newsletter of the Blue Ribbon Chapter

American Needlepoint Guild, Inc.

Volume 7, Issue 9

September 1, 2023

What's inside?

Calendar 1

Blue Ribbon ANG Chapter Meeting Minutes, August 8, 2023 2

Nametag 3

Blue Ribbon ANG Website.... 3

Tentative Study Topic Schedule..... 3

September Study Topic – State Fair Recap..... 3

Hearts for Hospice 4

Blogs 4

Interesting Needlework and Related Info on the Internet.. 4

Editor’s Note 4

Library 5

Directions to Knights of Columbus Hall..... 6

Directions to North Liberty Public Library..... 6

Floral Bouquet on Silk GauzeError! Bookmark not defined.

Calendar

Saturday, September 2 10:00 am – 12:00 pm	Pattern Darning Class Coralville Recreation Center, 1506 8 th St, Coralville
Saturday, September 2 1:00 - 2:00 pm	Stitch-In-Public – Cedar Rapids Public Library, 450 Fifth Avenue SE, Cedar Rapids
Tuesday, September 12 5:30 - 6:45 pm 6:45 - 7:00 pm 7:00 - 7:30 pm 7:30 - 8:30 pm	Monthly meeting – Knights of Columbus and Zoom Social/stitching time; log in to Zoom (6:30 pm) Board meeting Chapter business meeting Study topic – State Fair Recap
Saturday, September 13 1:00 – 3:00 pm	Pattern Darning Class Coralville Recreation Center, 1506 8 th St, Coralville
Sunday, September 17 1:00 - 3:00 pm	Stitch-In-Public – Create Exchange, 615 Center Point Rd NE, Cedar Rapids
Wednesday, September 20 1:00 - 4:00 pm	Stitch-In-Public – National Czech & Slovak Museum & Library
Saturday, September 23 10:00 am	Fiberworks in Waverly Meet at shop at 10:00 am
Saturday, September 23 10:00 am – 12:00 pm	Swedish (Huck) Weaving Class Coralville Recreation Center, 1506 8 th St, Coralville
Saturday, October 2 1:00 - 2:00 pm	Stitch-In-Public – Cedar Rapids Public Library, 450 Fifth Avenue SE, Cedar Rapids
Wednesday, October 4 1:00 – 3:00 pm	Swedish (Huck) Weaving Class Coralville Recreation Center, 1506 8 th St, Coralville
Saturday, October 14 10:00 am – 12:00 pm	Cross Stitch Class Coralville Recreation Center, 1506 8 th St, Coralville
Saturday, October 14 1:00 - 1:30 pm 1:30 - 2:00 pm 2:00 - 4:00	Monthly meeting – North Liberty Library and Skype Social/stitching time; log in to Skype Chapter business meeting Study topic – WIP Stitch and Prep for It’s a Mystery
Sunday, October 15 1:00 - 3:00 pm	Stitch-In-Public – Create Exchange, 615 Center Point Rd NE, Cedar Rapids
Wednesday, October 18 1:00 - 4:00 pm	Stitch-In-Public – National Czech & Slovak Museum & Library
Wednesday, October 25 1:00 – 3:00 pm	Cross Stitch Class Coralville Recreation Center, 1506 8 th St, Coralville

Visit the Blue Ribbon Chapter website at <https://www.blueribbonang.com>

Facebook page – <https://www.facebook.com/Blue-Ribbon-ANG-102362961642607>



Blue Ribbon ANG Chapter Meeting Minutes, August 8, 2023

- Members Present:
 - Robin Rossignol, Kareen Strumpel, Cindy Baldwin, Heidi Parker, Joyce Pencook, Lori Barton, Joan Ackerman, Julia Ackerman, Shanel Slater (no guests)
- President Robin Rossignol called the meeting to order at 7:00pm at the Knights of Columbus Hall and via Skype
- Reports:
 - Treasurer's Report: Heidi Parker reported that our current balance is \$1,569.50. The KOC April check was voided, and the April and August KOC checks were dropped off. Our chapter now participates in online banking as well.
 - Membership: Julia and Joan Ackerman will be added, welcome back to the chapter!
 - Stitch-in-Public Events:
 - NCSML: the next Czech Museum SIP will be Wednesday, August 16 from 1-4pm
 - Create Exchange: the next SIP at Create Exchange will be Sunday, August 20 from 1-3pm. There will be a class at the same time, but it shouldn't interfere with the SIP.
 - North Liberty Public Library: the next SIP will be Saturday, August 19 from 1-3pm
 - Cedar Rapids Public Library: The Saturday, September 2 SIP will still occur at 1pm.
- Announcements
 - The Fiberworks field trip will take place Saturday, September 23 at 10:00am. Joyce and Kareen recommend the Dirty Dog Bar and Grill. Contact Cindy if interested in a carpool.
 - The donation from the chapter garage sale two years ago has been shipped to Kathy Larson.

Since there was no other chapter business, the meeting was adjourned at 7:20pm.

- Program: Robin led a program featuring silk gauze stitching.

The next meeting will be held on Tuesday, September 12 (7:00pm) at the Knights of Columbus Hall and via Skype.

Respectfully submitted,

Shanel Slater
Secretary

The Blue Ribbon Chapter of American Needlepoint Guild, Inc. (ANG), invites interested individuals, regardless of expertise, into membership. Dues are \$20 per year payable to the Chapter. You must be a current ANG member to belong to the Chapter. ANG membership information can be found at <http://www.needlepoint.org/membership.php>.

Guests and visitors are welcomed.

Meetings are held the 2nd Tuesday of every month (except May, July, and October) starting with a social time at 5:30 pm, with the formal meeting starting at 7:00 pm. These meetings are held at the Knights of Columbus, 1620 E Avenue NE, Cedar Rapids, IA and on Skype. Meetings in December, January, and February will be held on Zoom only, starting with Zoom login/social time at 6:30 pm, with the formal meeting starting at 7:00 pm.

Meetings in May, July, and October will be held on the 2nd Saturday of the month starting with social time at 1:00 pm and the formal meeting beginning at 1:30 pm. The Saturday meetings are held at the North Liberty Public Library, 520 W. Cherry St, North Liberty, IA and on Skype.

Board meetings will be held in September, December, March, and June.

The Blue Ribbon ANG Newsletter is published monthly. Deadline for submission of items is the 20th day of each month.

Newsletter Editor: Cindy Baldwin cbaldwin1828@gmail.com

2023-2024 Officers

Past President Robin Rossignol (robin-ann-rossignol@uiowa.edu)

President Robin Rossignol (robin-ann-rossignol@uiowa.edu)

President Elect Jamee Klein (jameek34@gmail.com)

VP-Membership Kareen Strumpel (kareen@imonmail.com)

Secretary Shanel Slater (shanel.slater@gmail.com)

Treasurer Heidi Parker (handparker@gmail.com)

Chapter website: <https://www.blueribbonang.com/>

Nametag

Since we have new members, it is time to start wearing our nametags at meetings and when we are stitching in public.

Blue Ribbon ANG Website

Our website (<https://www.blueribbonang.com/>) has a Members Only page. When you go to the website, you'll see a Log In button to the right of ANG. Click on that and follow the instructions. Cindy Baldwin must approve access. Once you are approved, the last page on the website is Members. Click on that to add information about yourself.

Hover over Members and you'll see Files. You'll see several folders, including Study Topics. Patterns and information for past study topics are saved here. Anyone can create folders and add files. If you have questions, ask Cindy.

The current membership list has been added to the membership information folder if you'd like an electronic copy.

Tentative Study Topic Schedule

October – Blackwork Bookmark

November – Beaded Needle minder – beading around a cabochon, part 1

December, January, February – *It's a Mystery* from *Needlepoint Now* March/April 2016

March – Beaded Needle minder – finishing, part 2

April – *Dreaming of Spring* from *Needle Pointers* January 2016 (pattern darning)

May, June – *Dragonfly Dreams* from *Needle Pointers* March/April 2023

July, August, September – Hardanger Christmas Ball Tree Ornament

September Study Topic – State Fair Recap

Please bring the projects you entered in the fair to the meeting. You might also post photos on our Facebook page.

Congratulations to everyone who won ribbons. I think I found everyone, but please let me know if I missed something or if I've made a mistake. Thank you for your participation and support of the Fair.

- **Clothing Construction**
 - Infant/Toddler – Garment with Smocking or Heirloom Sewing: Lori Barton – 1st
- **Counted Thread Techniques**
 - Sweepstakes award: Robin Rossignol
 - Best of Show: Emily Barton
 - Hardanger Embroidery: Emily Barton – 2nd
 - Mixed Technique Picture: Robin Rossignol – 1st
 - Mixed Fiber Item: Emily Barton – 1st
 - Pulled Thread Item: Robin Rossignol – 2nd
 - Holiday Ornaments or Holiday Decoration: Robin Rossignol – 1st
 - 3 Dimensional: Robin Rossignol – 1st
- **Needlepoint**
 - Sweepstakes award: Robin Rossignol
 - Best of Show: Robin Rossignol
 - Pillow: Lori Barton – 2nd
 - Picture (up to 25 inches):
 - ◆ Cindy Baldwin – 1st
 - ◆ Connie Rosene – Honorable Mention
 - Item made with Mixed Fibers:
 - ◆ Robin Rossignol – 1st
 - ◆ Cindy Baldwin – 2nd
 - ◆ Emily Barton – Honorable Mention
 - Holiday Decoration / Stocking / Ornaments:
 - ◆ Robin Rossignol – 1st
 - ◆ Connie Rosene – 2nd
 - 40 Count Silk Gauze: Robin Rossignol – 1st
 - 3 Dimensional
 - ◆ Cindy Baldwin – 1st
 - ◆ Robin Rossignol – 2nd

- **Shuttle or Needle Tatting**
 - Bookmark: Heather Boustead – 2nd
 - Fashion Accessory: Heather Boustead – 1st
 - Ornaments: Heather Boustead – 3rd
 - Home Accessory: Heather Boustead – 3rd
 - Tatted Trim: Heather Boustead – 3rd
 - Tatted Jewelry: Heather Boustead – 2nd
 - Needle Tatting Only: Heather Boustead – 2nd
 - Tatted Item using minimum of 3 techniques: Heather Boustead – 1st
- **Senior Citizens**
 - Needlepoint Item:
 - ◆ Connie Rosene – 2nd
 - ◆ Karen Strumpel – 3rd

Hearts for Hospice

Robin found some needlepoint heart patterns that will adapt nicely to perforated paper. You can download them at https://www.rainbowgallery.com/wp-content/uploads/2016/04/DDPScan_04_14_16001.pdf. There are 12 patterns.

Blogs

- Choosing embroidery fabric and scissors <https://www.textileartist.org/embroidery-scissors/>
- **What kind of stitcher are you? Find out at** Needlepoint Personalities <https://needlepoint.com/blogs/needlepoint-know-how/needlepoint-personalities>
- What Can you Stitch on Silk Gauze? <https://nuts-about-needlepoint.com/can-stitch-silk-gauze/>
- If it's Perforated, Can I Stitch on it? <https://nuts-about-needlepoint.com/if-its-perforated-can-i-stitch-on-it/>
- What's a Needle Minder and How to Use It <https://www.needlenthread.com/2023/08/whats-a-needle-minder-and-how-to-use-it.html>
- Good Embroidery TV Watching <http://thistle-threads.blogspot.com/2023/06/good-embroidery-tv-watching.html>

Interesting Needlework and Related Info on the Internet

- National Academy of Needlearts 2023 Exemplary Ribbon Winners <https://needleart.org/exemplary/2023-exemplary-ribbon-winners/>
- Kreinik Braid <https://www.kreinik.com/store/shop-needlework/metallic-threads/braids/> Lots of good information about Kreinik braids, including different weights, discontinued colors, stitching tips, and what to do if your pattern calls for Balger.

Editor's Note

Items included in the newsletter are ones that catch my attention in which I think the membership might be interested. I'm also happy to include news items or suggestions you send me, so please feel free to send things to me for inclusion in the next newsletter.

Cindy

Library

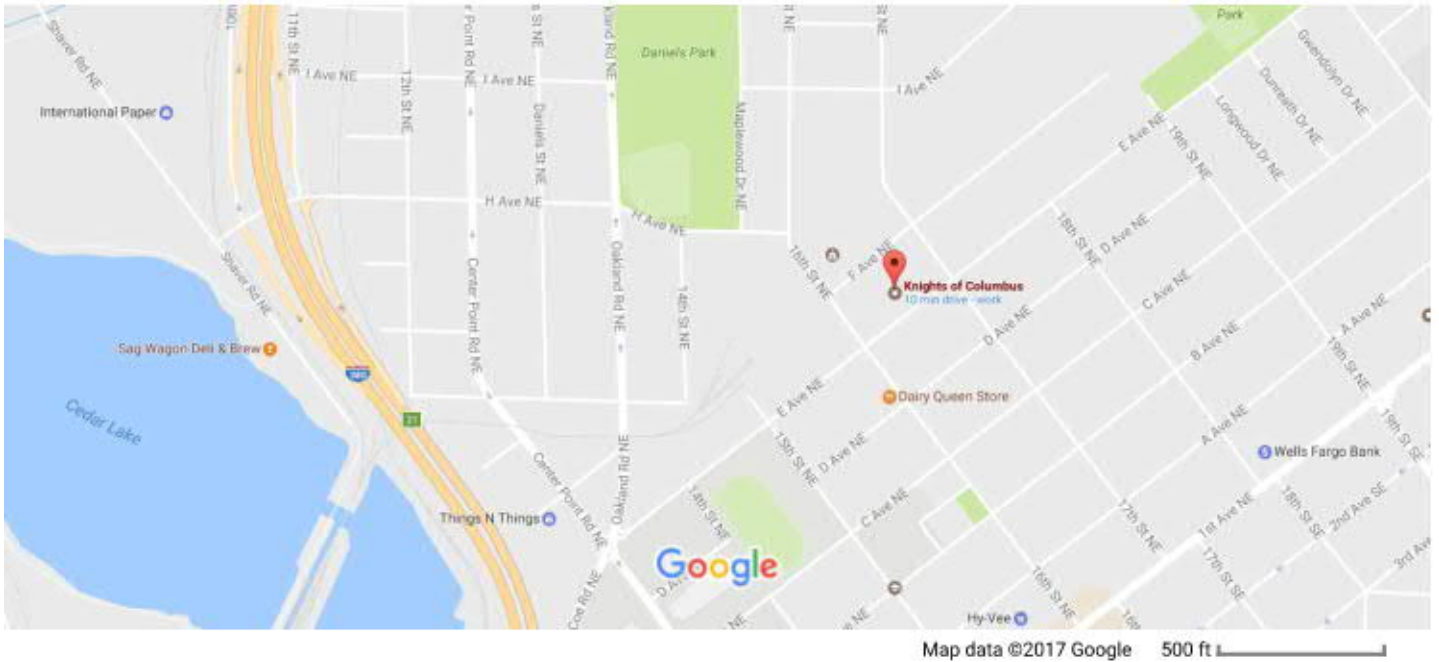
The updated library list is below. Robin has the books and will bring them to meetings. The list is also saved to the Blue Ribbon website.

Title	Author Name	Description
Anchor Book of Canvaswork Embroidery Stitches	Anchor	Canvaswork
Anchor Book of Counted Thread Embroidery Stitches	Anchor	Counted thread
Anchor Book of Crewelwork Embroidery Stitches	Anchor	Crewelwork
Anchor Book of Free-Style Embroidery Stitches	Anchor	Free style
Anchor Book of Hardanger Embroidery Stitches	Anchor	Hardanger
Anchor Book of Ribbon Embroidery Stitches	Anchor	Ribbon
Anchor Color Card	Anchor	Design
Anchor Manual of Needlework	Anchor	General needlework
A-Z of Embroidery Stitches	Country Bumpkin Publications	Stitches
Beautiful Bargello	Petschek, Joyce	Bargello
Elegant Stitches	Montano, Judith Baker	Crazy quilting
Father B's 21 st Century Book of Stitches	Blackburn, Jr., The Rev. Robert E.	Stitches
Finishing and Mounting Your Needlepoint Piece	Ireys, Katharine	Finishing
Floral Stitches	Montano, Judith Baker	Crazy quilting
Learn How Book: Knitting, Crochet, Tatting, Embroidery	Coats & Clark	General needlework
Needlepoint Bargello	Kaestner, Dorothy	Bargello
Ribbon Basics	Hiney, Mary Jo; Anckner, Joy	Ribbon
Stitch Sampler	Ganderton, Lucinda	Stitches
The Complete Encyclopedia of Stitchery	Ryan, Mildred Graves	General needlework
The Complete International Book of Embroidery	Gostelow, Mary	General needlework
The Dictionary of Needlework	Caulfield, Sophia Frances Anne; Saward, Blanche	General needlework
The Needlepoint Book	Ipplito Christensen, Jo	Needlepoint
The Open Canvas	Ambuter, Carolyn	General needlework
The Thread Thesaurus	Caswell, Ann; Howren, Suzanne; Robertson, Beth	General needlework
Woman's Day Book of American Needlework	Lane, Rose Wilder	General needlework

Directions to Knights of Columbus Hall

1620 E Avenue NE, Cedar Rapids, IA

From I380, take the H Avenue exit. Turn onto H Ave NE. Turn right onto 16th St NE. Turn left onto E Ave NE. The Knights of Columbus Hall is on the left.



Directions to North Liberty Public Library

520 W. Cherry St, North Liberty, IA

From I380, take the Penn St exit. Go east on Penn St. Turn right on Highway 965 NE. Turn left on Cherry St. The library entrance is on the west side of the building.









Surf's Up!

Designed for Rainbow Gallery by:

LAURA J. PERIN DESIGNS

26040 ELENA RD. LOS ALTOS HILLS, CA 94022 650-948-6768



Symbol	Materials
	<u>Rainbow Gallery's:</u>
	Overture, V45 - 'Surfside'
	Pebbly Perle, P09 - Dark Blue
	Pebbly Perle, P55, Turquoise
	Nordic Gold, ND8 - Peacock Blue
	Fiesta!, F730 - Lite Blue
	8" x 8" 18 ct. mono canvas, french blue or eggshell
	#22 tapestry needle
Design size on 18 ct. mono canvas: 3.75" x 3.75"	



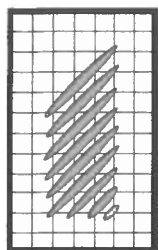
STITCHING INSTRUCTIONS:



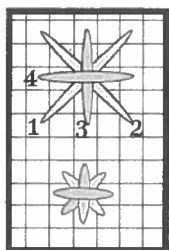
- Beginning at the center point, with one strand of P09, create large foundation crosses.
- With one strand of Fiesta!, stitch bars across foundation cross arms.
- With one ply of varigated Overture, work rest of arm stitches over foundation crosses.
- With one strand of peacock blue Nordic Gold, place small upright crosses over centers of all foundation crosses, as well as in center of design.
- Diagonal Satin Stitch the two narrow borders with one strand of P55, Turquoise. Place Roman Box Stitches in corners using one strand of Nordic Gold.
- On second border design, first place rows of straight stitches using Fiesta! Overlay with long crosses of one ply Overture; put straight stitches of P09 between crosses; then add Nordic Gold across middle of long crosses. Work corners with four Box Stitches. Work next narrow turquoise border with one strand P55 over two threads of canvas.
- For the third border design, make large foundation crosses with P09. Overlay foundation arms with Fiesta!, then Overture. Place small upright cross of Nordic Gold in centers. Put long stitches of one strand Fiesta! in-between the large crosses, as shown on main graph.
- Diagonal Satin Stitch outer border with P09, going over six threads. Create corner squares with one ply Overture, then place small Nordic Gold Smyrna Stitches in centers.

DESIGN IDEAS: This design can be quickly worked as an insert to a velvet pillow, or as the insert for a wooden box. It can also be turned "on point" and sewn as an ornament with a gold tassel attached to the bottom.

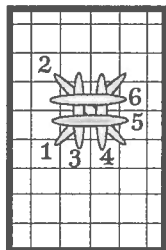
Surf's Up!




Diagonal Satin Stitch



Smyrna Stitch

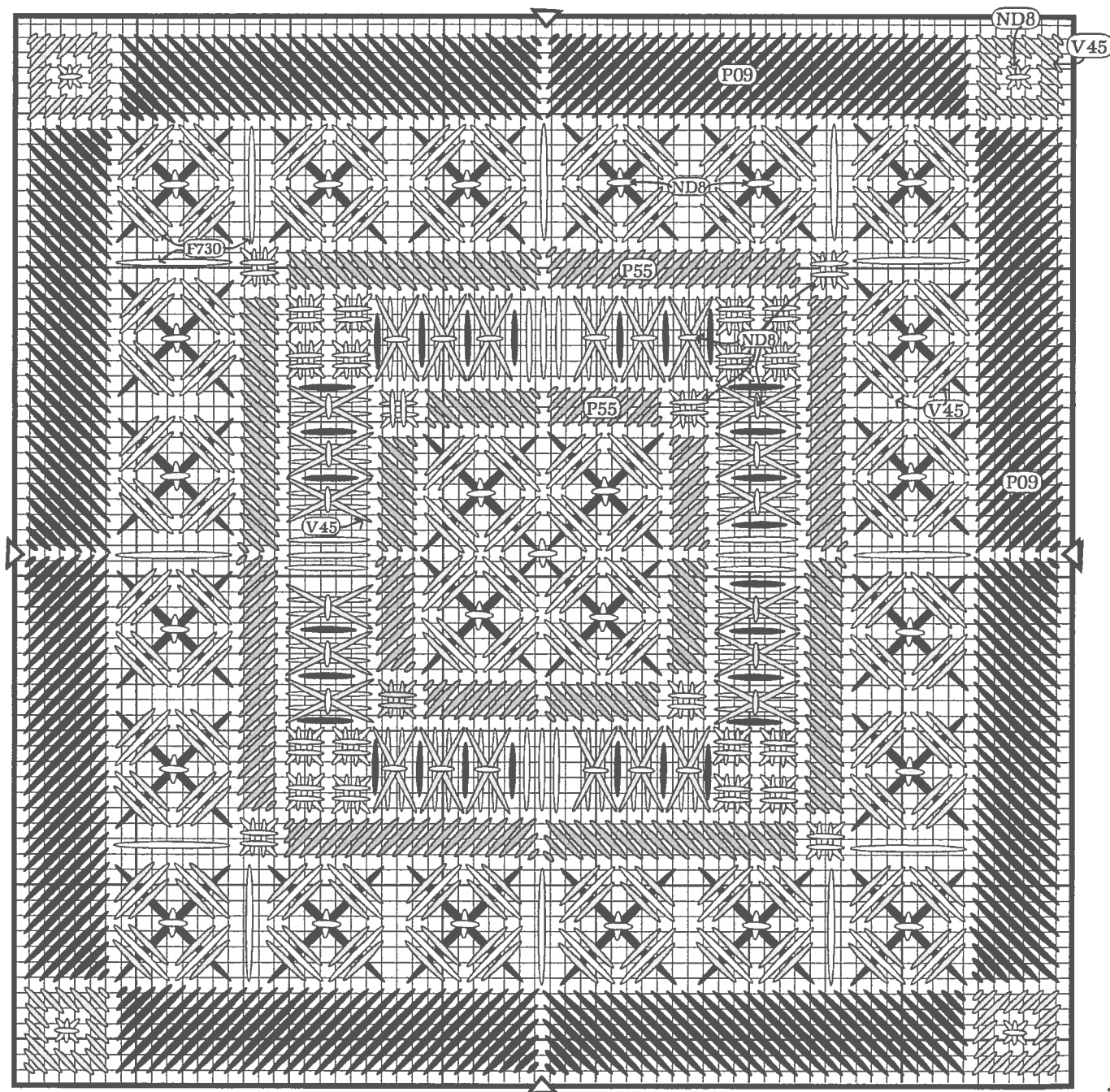


Roman Box Stitch



Oblong Cross

Symbol	Materials
	Overture, V45 - 'Surfside'
	Pebbly Perle, P09 - Dark Blue
	Pebbly Perle, P55 - Turquoise
	Fiesta, F730 - Lite Blue
	Nordic Gold, ND8 - Peacock Blue



*Be creative...
use various types
of threads.
and have fun!*