



# Newsletter of the Blue Ribbon Chapter

## American Needlepoint Guild, Inc.

### Volume 9, Issue 4

### April 1, 2025

#### Indicates change

In person events (SIPs and lunches) are weather permitting.

#### What's inside?

Calendar .....	1
Blue Ribbon ANG Chapter Meeting Minutes, March 11, 2025 .....	2
Nametag .....	3
Blue Ribbon ANG Website....	3
April Study Topic – Hapsburg Lace Needle Case.....	3
Future Study Topics .....	4
Blogs .....	4
Podcasts and Videos .....	4
Interesting Needlework and Related Info on the Internet ..	4
Upcoming Retreats/Seminars .....	4
Needlework Holidays .....	5
Editor's Note .....	5
Directions to Knights of Columbus Hall.....	6
Directions to North Liberty Public Library .....	6
Kreinik Pastel Eggs.....	7

#### Calendar

Tuesday, April 8  
5:30 - 7:00 pm  
7:00 - 7:30 pm  
7:30 - 8:30 pm

Saturday, April 26  
1:00 - 3:00 pm

Tuesday, April 29  
12:00 - 1:30 pm

Saturday, May 10  
1:00 - 1:30 pm  
1:30 - 2:00 pm  
2:00 - 4:00

Saturday, May 24  
1:00 - 3:00 pm

Tuesday, May 27  
12:00 - 1:30 pm

Tuesday, June 10  
5:30 - 7:00 pm  
7:00 - 7:30 pm  
7:30 - 8:30 pm

Saturday, June 28  
1:00 - 3:00 pm

Tuesday, June 24  
12:00 - 1:30 pm

#### Monthly meeting – Knights of Columbus and Teams

Log in to Teams (6:00 pm); social/stitching time  
Business meeting  
Study topic – Hapsburg Lace Needle Book

**Stitch-In-Public – NewBo City Market, 1100 3<sup>rd</sup> St SE, Cedar Rapids**

**Lunch at Highway 30 Diner, 1519 6<sup>th</sup> St SW, Cedar Rapids**

#### Monthly meeting – North Liberty Library and Teams

Social/stitching time; log in to Teams  
Chapter business meeting  
Study topic – Fibonacci Swirls

**Stitch-In-Public – NewBo City Market, 1100 3<sup>rd</sup> St SE, Cedar Rapids**

**Lunch at TBD**

#### Monthly meeting – Knights of Columbus and Teams

Log in to Teams (6:00 pm); social/stitching time  
Board and business meetings  
Study topic – Fibonacci Swirls

**Stitch-In-Public – NewBo City Market, 1100 3<sup>rd</sup> St SE, Cedar Rapids**

**Lunch at TBD**

Visit the Blue Ribbon Chapter website at <https://www.blueribbonang.com>

Facebook page – <https://www.facebook.com/Blue-Ribbon-ANG-102362961642607>



## Blue Ribbon ANG Chapter Meeting Minutes, March 11, 2025

### BOARD MEETING

7:00 Call to Order

In attendance: Robin Rossignol, Heidi Parker, Cindy Baldwin, Jamee Klein

No business.

Meeting adjourned.

### BUSINESS MEETING

In attendance: Robin Rossignol, Heidi Parker, Cindy Baldwin, Jamee Klein, Jamie Randall, Julia Ackerman, Kareen Strumpel, Joyce Pencook.

- Secretary unable to attend, Heidi will take minutes
- Welcome visitors and new members
  - No visitors
- Officer Reports
  - Secretary Report - Last month's meeting minutes were approved as published
  - Treasurer's Report
    - March Balance - \$1,400.51 no additional expenses
  - Membership's Report
    - Follow up discussion on missing membership
    - No additional membership reminders will be sent.
      - Emily will be removed
      - Karen - Cindy will follow up
    - Cindy will update the membership list and remove them from future mailings

### Old Business

- Fiber Talk Retreat Hotel Deadline is 2/18
  - Clara Warschauer will be donating 2 kits of the Marian Monogram
  - Ecclesiastical Sewing- donation of a bible cover
  - <https://wetalkfiber.com/2025/02/10/register-for-fiber-talk-retreat-win-a-kit/>

The Blue Ribbon Chapter of American Needlepoint Guild, Inc. (ANG), invites interested individuals, regardless of expertise, into membership. Dues are \$20 per year payable to the Chapter. You must be a current ANG member to belong to the Chapter. ANG membership information can be found at <http://www.needlepoint.org/membership.php>.

Guests and visitors are welcomed.

Meetings are held the 2<sup>nd</sup> Tuesday of every month (except May, July, and October) starting with a social time at 5:30 pm, with the formal meeting starting at 7:00 pm. These meetings are held at the Knights of Columbus, 1620 E Avenue NE, Cedar Rapids, IA and on Teams. Meetings in December, January, and February will be held on Teams only, starting with Teams login/social time at 6:30 pm, with the formal meeting starting at 7:00 pm.

Meetings in May, July, and October are held on the 2<sup>nd</sup> Saturday of the month starting with social time at 1:00 pm and the formal meeting beginning at 1:30 pm. The Saturday meetings are held at the North Liberty Public Library, 520 W. Cherry St, North Liberty, IA and on Teams.

Board meetings will be held in September, December, March, and June.

The Blue Ribbon ANG Newsletter is published monthly. Deadline for submission of items is the 20<sup>th</sup> day of each month.

Newsletter Editor: Cindy Baldwin [cabaldwin1828@gmail.com](mailto:cabaldwin1828@gmail.com)

#### **2024-2025 Officers**

Past President Robin Rossignol ([robin-ann-rossignol@uiowa.edu](mailto:robin-ann-rossignol@uiowa.edu))

President Heidi Parker ([handparker@gmail.com](mailto:handparker@gmail.com))

President Elect Cindy Baldwin ([cabaldwin1828@gmail.com](mailto:cabaldwin1828@gmail.com))

VP-Membership Connie Rosene ([connie.rosen89@gmail.com](mailto:connie.rosen89@gmail.com))

Secretary Shanel Slater ([shanel.slater@gmail.com](mailto:shanel.slater@gmail.com))

Treasurer Jamee Klein ([jameek34@gmail.com](mailto:jameek34@gmail.com))

Chapter website: <https://www.blueribbonang.com/>

### March 11 Meeting Minutes (cont.)

- National Embroidery Month February 22 Classes
  - CRPL Event
    - Full house!!
    - Waiting to see if we can have the attendee list for follow-ups
  - CVL PL - 12 registered but only 4 attended, library
    - A lots of kits remaining, we may teach again in the future

### New Business

- Discuss CR sessions at Library - Easy cross-stitch pattern
  - Continuation Class
  - Easy Cross-stitch pattern & Kits

### Upcoming Events

- 3/25 - Lunch @ Tiffy Jo's
- 3/29 - Stitch in Public at NewBo
- 4/8 - Meeting at Knights of Columbus

### Program Announcements

- March - Fibonacci Swirls
- April - Hapsburg Lace

### Show & Tell

- Kareen - brought in patterns, needle minders, and mini buttons. Fund raiser for the chapter, please make donation to Jamee.

Meeting adjourned.

### PROGRAM/STUDY TOPIC

- Fibonacci Swirls

## Nametag

Please remember to wear your nametags at meetings and when we are stitching in public.

## Blue Ribbon ANG Website

Our website (<https://www.blueribbonang.com/>) has a Members Only page. When you go to the website, you'll see a Log In button to the right of ANG. Click on that and follow the instructions. Cindy Baldwin must approve access. Once you are approved, the last page on the website is Members. Click on that to add information about yourself.

Hover over Members and you'll see Files. You'll see several folders, including Study Topics. Patterns and information for past study topics are saved here. Anyone can create folders and add files. If you have questions, ask Cindy.

## April Study Topic – Hapsburg Lace Needle Case

We will assemble the pages during the April meeting. It won't matter if the covers aren't done by the meeting. For the April meeting, you will need your felt pages cut to size, ribbon (if you are using it), thread (I used one of the pearl cottons that I used on the cover), a ruler, a needle (same needle you used for stitching the covers will work), and whatever you are going to use to mark the stitching points. Please read the instructions and my notes before the meeting.



## Future Study Topics

- May, June – Fibonacci Swirls by Tanja Berlin.  
The pattern is in the March/April 2022 issue of Needle Pointers, pages 34-40. If you don't have your copy of the magazine anymore, you can print the pattern from ANG's website.
- July, August – Tequila Sunrise by Kurdy Biggs  
The pattern is in the July/August/September 2019 issue of Needle Pointers, pages 34-40. If you don't have your copy of the magazine anymore, you can print the pattern from ANG's website.
- Start thinking about future study topics.



## Blogs

- Can You Use Glue In Needlepoint Finishing? <https://www.abigailcecile.com/blogs/how-to-guides/can-i-use-glue-in-needlepoint-finishing>

## Podcasts and Videos

- Sewing with Threads podcast. The Art of Scissor Making, with Maggie Fox | Episode 83  
<https://www.threadsmagazine.com/2024/11/06/the-art-of-scissor-making-with-maggie-fox-episode-83>
- Temari Balls: From noble toys to intricate works of art <https://thekidshouldseethis.com/post/temari-balls-japan-how-its-made-video>

## Interesting Needlework and Related Info on the Internet

- The Legacy of May Morris. Respect for the Work of Women's Hands <https://pieceworkmagazine.com/the-legacy-of-may-morris>
- Artist 'reimagines' lost 16th Century embroidery <https://www.bbc.com/news/articles/c6246kpe4jlo>
- Spectacular Embroidery Visualizes Connection Between Earth's Landscapes and Cosmic Universe  
<https://mymodernmet.com/yuliya-krishchik-cosmic-embroidery/>
- My New Reading Set Up is Ugly and Expensive. I'm Never Going Back. <https://bookriot.com/my-new-reading-set-up/> Looks like a good setup for stitching, too.
- Taking photos of textile art using a smartphone <https://www.textileartist.org/how-to-photograph-textile-art/>
- Sew old, sew new: UK alumnae stitch success with multimillion-dollar needlepoint empire <https://uknow.uky.edu/professional-news/sew-old-sew-new-uk-alumnae-stitch-success-multimillion-dollar-needlepoint-empire>
- John James needle guide <https://www.jjneedles.com/needles-guide> Scroll to the bottom of the page to download the pdf.
- Delight in Heather Rios's Delectable Cakes Made from Polymer Clay and Embroidery  
<https://www.thisiscolossal.com/2025/03/heather-rios-embroidery-cakes/>
- Embroidery Artist Paints With Thread to Meticulously Recreate NASA Satellite Imagery <https://mymodernmet.com/satellite-stitches-thread-painting/>

## Upcoming Retreats/Seminars

This is not a comprehensive list, just the ones I've run across or are on mailing lists for. If you run across something else, send me the info and I'll put it in the newsletter.

- Needlework with Jim, NeedleFest Summer Getaway July 31 – August 3, 2025  
<https://www.needleworkwithjim.com/NeedleFestPASummerGetaway.html>
- KC Needlepoint Artist Weekend - April 25-27, 2025 <https://www.kcneedlepoint.com/products/kc-needlepoint-artist-weekend-april-25-27-2025>
- Stitching Fox Needlepoint <https://www.stitchingfox.com/collections/events>
- Stitching and Needlework Events <https://www.facebook.com/groups/748907069549635/>
- Needlework Faire 2025 November 12-16, 2025, <https://egausa.org/event/ega-national-seminar-2025/> EGA's National Seminar
- ANG 2025 Seminar August 19-24, 2025, <https://www.needlepoint.org/page/2025Seminar>

**Needlework Holidays**

- September is National Needlepoint Month.
- July 25<sup>th</sup> is National Thread the Needle Day.
- July 30<sup>th</sup> is World Embroidery Day.
- August 8<sup>th</sup> is World Cross Stitch Day.
- Stitch in Public day (Feb 1<sup>st</sup>) and the entire month of February is National Embroidery Month.

**Editor's Note**

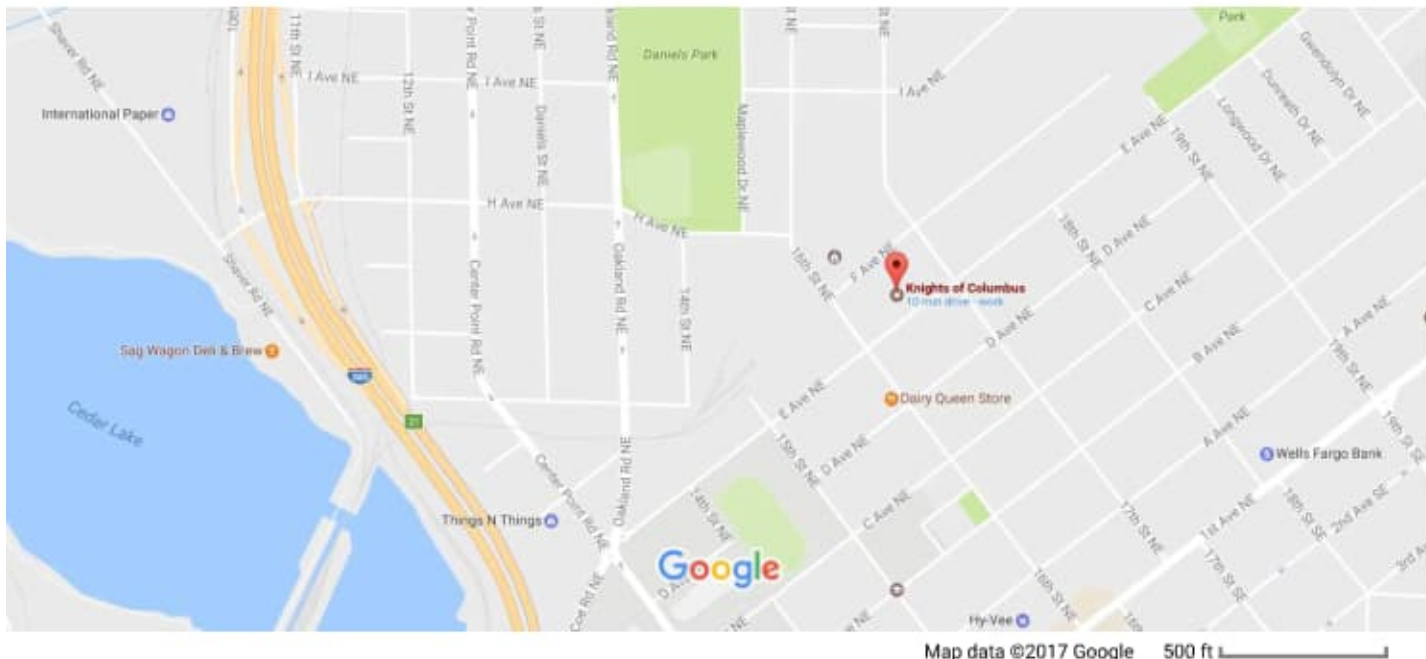
Items included in the newsletter are ones that I think the membership might be interested. I'm also happy to include news items or suggestions you send me, so please feel free to send things to me for inclusion in the next newsletter.

Cindy

## Directions to Knights of Columbus Hall

1620 E Avenue NE, Cedar Rapids, IA

From I380, take the H Avenue exit. Turn onto H Ave NE. Turn right onto 16<sup>th</sup> St NE. Turn left onto E Ave NE. The Knights of Columbus Hall is on the left.



## Directions to North Liberty Public Library

520 W. Cherry St, North Liberty, IA

From I380, take the Penn St exit. Go east on Penn St. Turn right on Highway 965 NE. Turn left on Cherry St. The library entrance is on the west side of the building.





# Pastel Easter Eggs

DESIGNED BY JANELLE GIESE

## Materials needed:

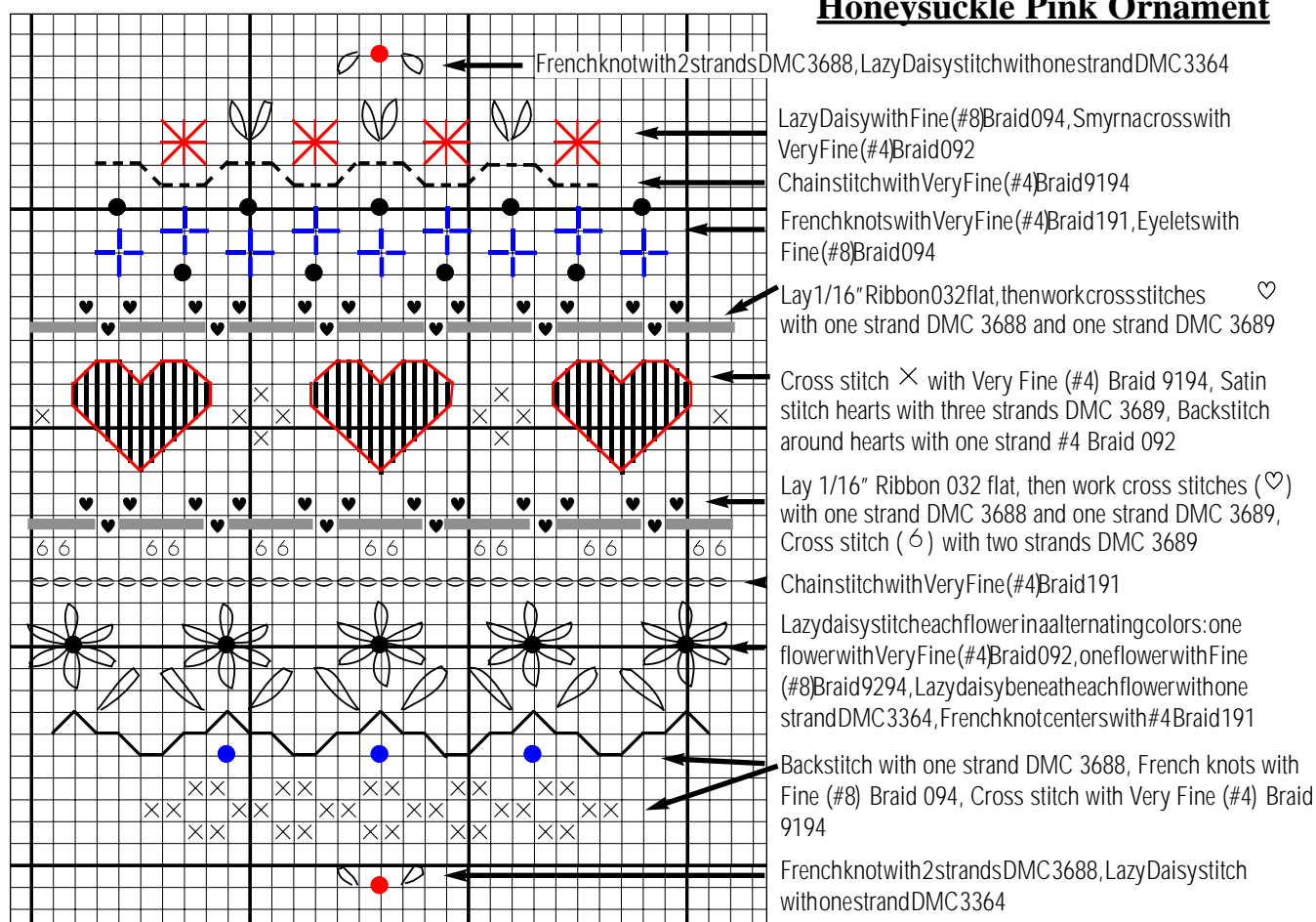
- Kreinik Pastel Sampler Metallic Gift Collection, a boxed set of Kreinik metallic threads
- cotton embroidery floss as listed in each instruction
- Zweigart 28-count Jobelan fabric in Honeysuckle Pink, Delicate Pink (which looks like a coral color), and Pewter—9" x 9" cut of each for design, 4" x 5" cut for backing fabric on each design
- For finishing: Stik N' Puffs 2-inch oval shapes and 9-inch length of purchased trim for each ornament

## General instructions:

Each square on the chart represents two fabric threads. Stitch the design in the center of your fabric according to the instructions next to each chart. Use one strand of metallic braid throughout.

For stitching tips or other assistance, email Kreinik at [kreinik@kreinik.com](mailto:kreinik@kreinik.com) or call 1-800-537-2166.

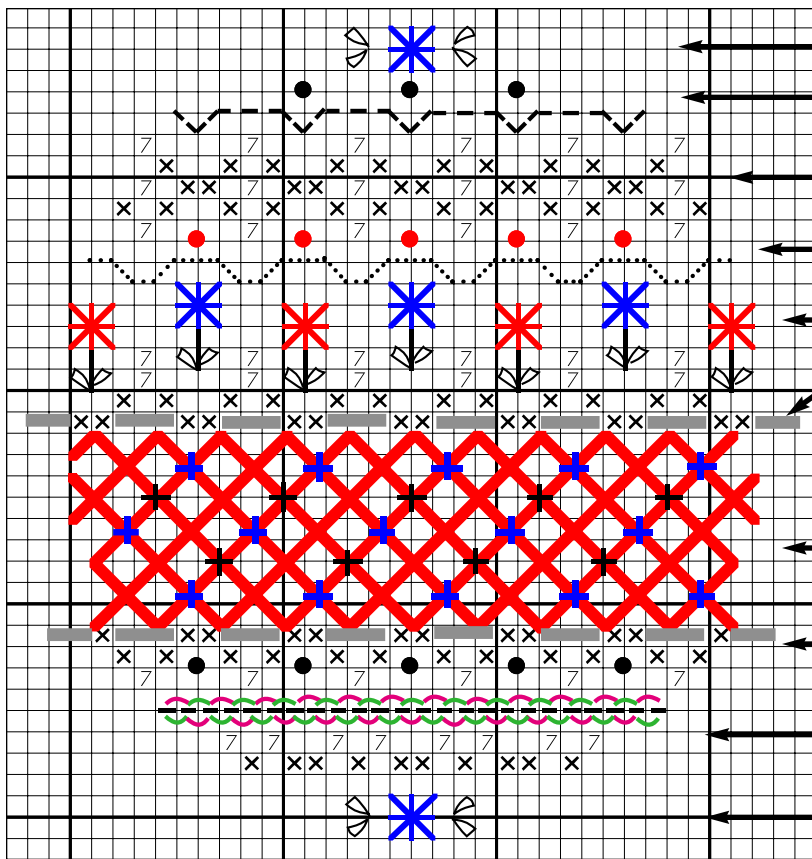
## Honeysuckle Pink Ornament



## Stitches

These designs use the following stitches: Cross stitch, Backstitch, Smyrna Cross Stitch, Chain Stitch, Lazy Daisy Stitch, Fly Stitch, Blanket Stitch, Straight stitch, French Knot, Couching, Satin stitch, Eyelets, Threaded Backstitch, Jacobean Couching. For stitch instruction we recommend the book *Donna Kooler's Encyclopedia of Needlework*, published by Leisure Arts with a retail price of \$24.95. This book contains terrific stitch diagrams. It's an invaluable reference that also explores needlework history, stitching tools, fabric, and threads.

## Delicate Pink/Coral Ornament



Lazy Daisy stitch with one strand DMC 3363, Smyrna Cross with Fine (#8) Braid 9294

French Knots with Fine (#8) Braid 9294, Chain stitch with Very Fine (#4) Braid 9194

Cross stitch X with one strand DMC 758 + one strand DMC 3778; 7 with two strands DMC 758

French knot with 1/16" Ribbon 032 (wrap once), Chain stitch with Very Fine Braid 9194

Red Smyrna Cross with Fine (#8) Braid 094, blue Smyrnas with #8 Braid 9294, Lazy Daisy petals and backstitch stem with 1 strand DMC 3363

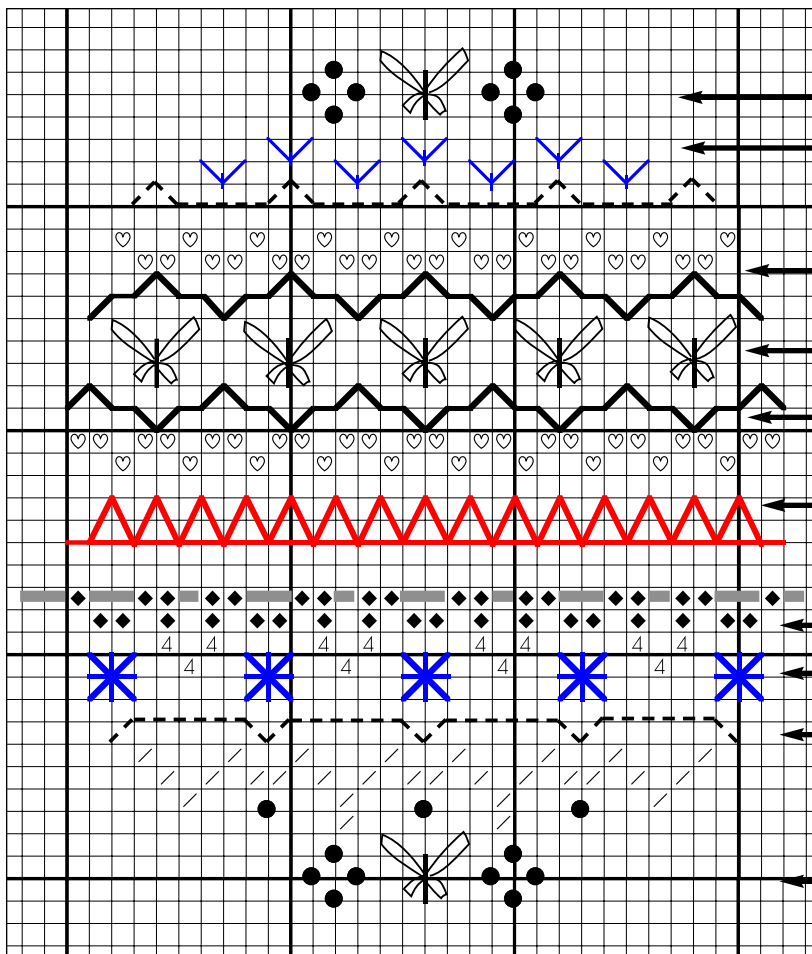
Lay 2 strands Very Fine (#4) Braid 9194, then cross stitch X over top with one strand each DMC 758 + 3778

Jacobean Couching: Lay 1/16" Ribbon from left to right, then work back. Then go over ribbon with #4 Braid 092 (it will lay on top of ribbon), To couch this combo, work blue upright cross stitch with #4 Braid 9194, work black upright cross with #4 Braid 191 same as above, French knots #8 Braid 9294, cross stitch 7 with 2 strands DMC 758

Threaded backstitch: foundation row #4 Braid 191, Lacing threads: #4 Braid 092 and 9194, cross stitch X with one strand DMC 758 + one strand DMC 3778; 7 with two strands DMC 758

Lazy Daisy stitch with one strand DMC 3363, Smyrna Cross with Fine (#8) Braid 9294

## Pewter Ornament



Lazy Daisy wings with #8 Braid 094, then straight stitch with 1 strand DMC 414, French knots #4 Braid 9194

Fly stitch with 2 strands #4 Braid 191, Chain stitch with #8 Braid 9294

♡ Cross stitch #4 Braid 092, Dark line is backstitch with one strand DMC 931

Lazy Daisy wings with #8 Braid 094, then straight stitch with 1 strand DMC 414

same as above

Blanket stitch with #4 Braid 9194

Lay silver Facets and couch by cross stitching ◆ with 2 strands DMC 932, then cross stitch 4 with 2 strands DMC 931

Smyrna stitch with Very Fine (#4) Braid 092

Chain stitch with #8 Braid 9294, cross stitch / with #4 Braid 191, French knot with #4 Braid 9194

Lazy Daisy wings with #8 Braid 094, then straight stitch with 1 strand DMC 414, French knots #4 Braid 9194