



# Newsletter of the Blue Ribbon Chapter

## American Needlepoint Guild, Inc.

### Volume 7, Issue 8

### August 1, 2023

#### What's inside?

**Calendar** ..... 1

**Blue Ribbon ANG Chapter Meeting Minutes, June 13, 2023 – Amended**..... 2

**Blue Ribbon ANG Chapter Meeting Minutes, July 8, 2023** ..... 2

**Nametag** ..... 3

**Blue Ribbon ANG Website**.... 3

**Tentative Study Topic Schedule**..... 4

**August Study Topic – Floral Bouquet on Silk Gauze** ..... 4

**Blogs** ..... 4

**Videos/Podcasts** ..... 4

**Interesting Needlework and Related Info on the Internet**.. 5

**Editor's Note** ..... 5

**Library** ..... 6

**Directions to Knights of Columbus Hall**..... 7

**Directions to North Liberty Public Library** ..... 7

**Floral Bouquet on Silk Gauze** ..... 8

#### Calendar

Saturday, August 5  
1:00 - 2:00 pm

**Stitch-In-Public – Cedar Rapids Public Library, 450 Fifth Avenue SE, Cedar Rapids**

Tuesday, August 8  
5:30 - 6:45 pm  
7:00 - 7:30 pm  
7:30 - 8:30 pm

**Monthly meeting – Knights of Columbus and Skype**  
Social/stitching time; log in to Skype  
Chapter business meeting  
Study topic – Floral Bouquet on Silk Gauze

Wednesday, August 16  
1:00 - 4:00 pm

**Stitch-In-Public – National Czech & Slovak Museum & Library** Please let Joyce Pencook know by **Monday, August 14** if you plan to stitch at the Museum. Joyce's number is 319-491-6227.

Saturday, August 19  
1:00 - 3:00 pm

**Stitch-In-Public – North Liberty Library, 520 W Cherry St, North Liberty**

Sunday, August 20  
1:00 - 3:00 pm

**Stitch-In-Public – Create Exchange, 615 Center Point Rd NE, Cedar Rapids**

Saturday, September 2  
1:00 - 2:00 pm

**Stitch-In-Public – Cedar Rapids Public Library, 450 Fifth Avenue SE, Cedar Rapids**

Tuesday, September 12  
5:30 - 6:45 pm  
6:45 - 7:00 pm  
7:00 - 7:30 pm  
7:30 - 8:30 pm

**Monthly meeting – Knights of Columbus and Zoom**  
Social/stitching time; log in to Zoom (6:30 pm)  
Board meeting  
Chapter business meeting  
Study topic – State Fair Recap

Sunday, September 17  
1:00 - 3:00 pm

**Stitch-In-Public – Create Exchange, 615 Center Point Rd NE, Cedar Rapids**

Wednesday, September 20  
1:00 - 4:00 pm

**Stitch-In-Public – National Czech & Slovak Museum & Library**

Saturday, September 23  
Time TBD

**Fiberworks in Waverly**

Saturday, October 2  
1:00 - 2:00 pm

**Stitch-In-Public – Cedar Rapids Public Library, 450 Fifth Avenue SE, Cedar Rapids**

Saturday, October 14  
1:00 - 1:30 pm  
1:30 - 2:00 pm  
2:00 - 4:00

**Monthly meeting – North Liberty Library and Skype**  
Social/stitching time; log in to Skype  
Chapter business meeting  
Study topic – WIP Stitch and Prep for It's a Mystery

Sunday, October 15  
1:00 - 3:00 pm

**Stitch-In-Public – Create Exchange, 615 Center Point Rd NE, Cedar Rapids**

Wednesday, October 18  
1:00 - 4:00 pm

**Stitch-In-Public – National Czech & Slovak Museum & Library**

Visit the Blue Ribbon Chapter website at <https://www.blueribbonang.com>

Facebook page – <https://www.facebook.com/Blue-Ribbon-ANG-102362961642607>



## Blue Ribbon ANG Chapter Meeting Minutes, June 13, 2023 – Amended

*Note: the date for the August SIP at the Cedar Rapids Library was corrected to August 5.*

Members Present: Robin Rossignol, Kareen Strumpel, Cindy Baldwin, Heidi Parker, Karen Rajtora, Joyce Pencook, Lori Barton, Shanel Slater, Jamie Randall, and Connie Rosene. Candra Sowder from Williamsburg (guest)

President Robin Rossignol called the meeting to order at 7:02 PM at the Knights of Columbus Hall and via Skype.

Minutes from the May 2023 meeting were approved as published and archived.

Treasurer Lori Barton reported that our current balance = \$1,519.35. The Knights of Columbus check still has not been cashed nor has the check to the Iowa State Fair. Heidi Parker and Kareen Strumpel will audit the books after our business meeting.

Cindy Baldwin reported that we received a refund check from Zoom (\$50) following a class action lawsuit.

### Committee Reports:

Membership: No new members. Kareen plans to contact ANG members-at-large in Iowa and invite them to join our chapter.

Stitch-in-Public Events: The Stitch-in-Public event at the Cedar Rapids Public Library will be canceled since that would be the holiday weekend and conflict with Freedom Festival events. It will resume August 5.

Czech Museum: The next Stitch-in-Public session at the Czech National Museum is Wednesday, June 21 at 1 PM. Contact Joyce Pencook by June 19 if you plan to attend. She would like to see more participation. We may consider moving the day to Tuesday in the future. Joyce will ask the Museum about that change.

Create Exchange: Kareen plans to be there on Sunday, June 18 at 1 PM. They are advertising a felting class then so she will see what that entails and if that will be a regular event so we will need to change our date.

## Blue Ribbon ANG Chapter Meeting Minutes, July 8, 2023

Members Present: Robin Rossignol, Kareen Strumpel, Cindy Baldwin, Heidi Parker, Karen Rajtora, Joyce Pencook, Lori Barton, Jamie Randall, and Connie Rosene. (No guests)

President Robin Rossignol called the meeting to order at 1:35 PM at the North Liberty Library and via Skype.

The Blue Ribbon Chapter of American Needlepoint Guild, Inc. (ANG), invites interested individuals, regardless of expertise, into membership. Dues are \$20 per year payable to the Chapter. You must be a current ANG member to belong to the Chapter. ANG membership information can be found at <http://www.needlepoint.org/membership.php>.

Guests and visitors are welcomed.

Meetings are held the 2<sup>nd</sup> Tuesday of every month (except May, July, and October) starting with a social time at 5:30 pm, with the formal meeting starting at 7:00 pm. These meetings are held at the Knights of Columbus, 1620 E Avenue NE, Cedar Rapids, IA and on Skype. Meetings in December, January, and February will be held on Zoom only, starting with Zoom login/social time at 6:30 pm, with the formal meeting starting at 7:00 pm.

Meetings in May, July, and October will be held on the 2<sup>nd</sup> Saturday of the month starting with social time at 1:00 pm and the formal meeting beginning at 1:30 pm. The Saturday meetings are held at the North Liberty Public Library, 520 W. Cherry St, North Liberty, IA and on Skype.

Board meetings will be held in September, December, March, and June.

The Blue Ribbon ANG Newsletter is published monthly. Deadline for submission of items is the 20<sup>th</sup> day of each month.

Newsletter Editor: Cindy Baldwin [cbaldwin1828@gmail.com](mailto:cbaldwin1828@gmail.com)

### 2023-2024 Officers

Past President Robin Rossignol ([robin-ann-rossignol@uiowa.edu](mailto:robin-ann-rossignol@uiowa.edu))

President Robin Rossignol ([robin-ann-rossignol@uiowa.edu](mailto:robin-ann-rossignol@uiowa.edu))

President Elect Jamee Klein ([jameek34@gmail.com](mailto:jameek34@gmail.com))

VP-Membership Kareen Strumpel ([kareen@imonmail.com](mailto:kareen@imonmail.com))

Secretary Shanel Slater ([shanel.slater@gmail.com](mailto:shanel.slater@gmail.com))

Treasurer Heidi Parker ([handparker@gmail.com](mailto:handparker@gmail.com))

Chapter website: <https://www.blueribbonang.com/>

**July 8, 2023, Minutes (continued)**

The first order of business is election of officers for 2023-2024.

The slate of officers:

President: Robin Rossignol  
Vice President: Jamee Klein  
Secretary: Shanel Slater  
Treasurer: Heidi Parker  
Membership Chair: Kareen Strumpel

Cindy Baldwin made a motion to accept the slate of officers and vote to accept. Second by Karen Rajtora. Motion carried unanimously.

Minutes from the May 2023 meeting were amended to correct an error and will be published and approved with the July minutes next month.

Treasurer Lori Barton reported that our current balance = \$1,574.35. Outstanding checks include: The Knights of Columbus Hall rent for April and June, and the check to the Iowa State Fair. Heidi Parker reported that the yearly audit has been completed and no discrepancies were found.

**Committee Reports:**

Membership: No new members.

Stitch-in-Public Events: There will be a Stitch-in-Public event at the Coralville Library on Sat., July 15 1-4 PM. The Stitch-in-Public event at the Cedar Rapids Public Library will be held on Sat., August 5 at 1 PM.

Czech Museum: The next Stitch-in-Public session at the Czech National Museum is Wednesday, July 19 at 1 PM. Contact Joyce Pencook by July 17 if you plan to attend. We had three members provide demonstrations and displays in June.

Create/Exchange: Kareen plans to stitch at Create Exchange on Sunday, July 16 at 1 PM. The felting class is held in a back room and does not interfere with our demonstrations.

Kareen has asked Create Exchange to transfer \$45 from our account to one for school teachers.

**Announcements**

President Robin Rossignol noted that she brought upcoming program sign-up sheets for members to consider.

State Fair: Entry tags are being sent out now and several members have received theirs. If you do not receive yours in the next two weeks contact Anna Pilcher, Superintendent, Fabric & Threads at the Iowa State Fair Office (annapilcher23@gmail.com). Robin, Cindy, and Lori will be taking items down to Des Moines on July 29th and offered to take items for other members.

Hearts for Hospice: Cindy Baldwin showed the group six Hearts for Hospice she has completed and another one she has stitched but not finished.

Since there was no other business to bring before the group the meeting was adjourned at 1:48 PM.

Next meeting will be held on Tuesday, August 8 (7:00 PM) at the Knights of Columbus Hall and via Skype.

Respectfully submitted,  
Connie Rosene (for Shanel Slater, Secretary)

Program: Robin Rossignol passed out skeins of overdyed floss (by drawing) for use in our fall project "It's a Mystery." She also distributed the directions. Then we each determined complimentary threads and canvas to go with our projects.

**Nametag**

Since we have new members, it is time to start wearing our nametags at meetings and when we are stitching in public.

**Blue Ribbon ANG Website**

Our website (<https://www.blueribbonang.com/>) has a Members Only page. When you go to the website, you'll see a Log In button to the right of ANG. Click on that and follow the instructions. Cindy Baldwin must approve access. Once you are approved, the last page on the website is Members. Click on that to add information about yourself.

Hover over Members and you'll see Files. You'll see several folders, including Study Topics. Patterns and information for past study topics are saved here. Anyone can create folders and add files. If you have questions, ask Cindy.

The current membership list has been added to the membership information folder if you'd like an electronic copy.

## Tentative Study Topic Schedule

September – State Fair Recap

October – Blackwork Bookmark

November – Beaded Needle minder – beading around a cabochon, part 1

December, January, February – *It's a Mystery* from *Needlepoint Now* March/April 2016

March – Beaded Needle minder – finishing, part 2

April – *Dreaming of Spring* from *Needle Pointers* January 2016 (pattern darning)

May, June – *Dragonfly Dreams* from *Needle Pointers* March/April 2023

July, August, September – Hardanger Christmas Ball Tree Ornament

## August Study Topic – Floral Bouquet on Silk Gauze

This is a lovely little project from Kreinik. A copy of the pattern is attached to the newsletter. Robin stitched it on 40-count silk gauze using DMC floss in colors like the Silk Mori® called for in the project, but also worked up some alternate colorways which are listed below. You will need 2 colors for the roses and 3 shades (e.g., light, medium, and dark) of each, a medium or dark shade of a third color (lavender in photo), two shades of green, a yellow for the centers of the small flowers, and a background color. You will not need much thread, the finished project is about 1" square (although Robin did not stitch all the background that is diagrammed on the chart, so hers is a little smaller) and you will be using 1 strand of thread.

You will need to bring your threads, 5" stretcher bars, tape to cover the edges of the silk gauze, tacks, and a #28 tapestry or #10 crewel needle. Bring a light and/or magnification if you think you will need them, although the holes in the silk gauze are pretty easy to see. Robin will bring the silk gauze; the cost will be \$5.00.

Thread suggestions (Robin's colors are indicated on the pattern; feel free to pick your own colors):

Red	3801 321 498	Pink	604 602 600	Purple	554 553 550	Blue	800 799 798	Yellow	744 742 741	Orange	3824 3340 608
Greens	703, 701 701, 699 907, 905 913, 911 912, 3865	Yellow centers	972	Background	3865						



You could finish the project as a pin, a magnet, or insert in a small box (Sudberry makes mini boxes for 1½"x1½" pieces, add a border?).

## Blogs

- Gingham Embroidery – Summery and Sweet! <https://www.needlenthread.com/2023/07/gingham-embroidery-summery-and-sweet.html>
- Telling Tales, Textile Tours of Paris. <https://www.textiletoursofparis.com/blog>
- The Making Of a Thread Painting – Time Lapse Video <https://needlework.craftgossip.com/the-making-of-a-thread-painting-time-lapse-video/2023/07/15/>
- 15 Chicken Scratch Embroidery Tutorials <https://needlework.craftgossip.com/15-chicken-scratch-embroidery-tutorials/2023/07/03/>
- How to Pick Small Stitches <https://nuts-about-needlepoint.com/how-to-pick-small-stitches/>
- Paper Clips Embellished 6/2/15 <https://brendasneedlepointstudio.blogspot.com/2015/06/paper-clips-embellished-6215.html> **Makes a great bookmark.**

## Videos/Podcasts

- Two episodes from the Dressed Podcast:
  - Rébé: Haute Couture Embroidery, an interview with Nadia Albertini <https://redcircle.com/shows/dressed-the-history-of-fashion/ep/4df6e9b6-2b36-476b-a828-b6ceaafd2c0a> **From the website:** "Haute couture embroidery designer, archivist and

- author Nadia Albertini joins us to discuss her 3-year project (and book!) uncovering the forgotten history of the French embroidery house of Rébé, who created some of the most spectacular embroideries used by Christian Dior, Hubert de Givenchy and Cristóbal Balenciaga." *It was really interesting.*
- o Dressed's Fashion History Tour of Paris, Part I <https://redcircle.com/shows/dressed-the-history-of-fashion/ep/e057bbdf-4b64-489b-b870-b1dc53f831ca> *From the website:* "From the houses of the great haute couturiers and courtesans to the oldest haberdasheries and perfume makers in France, this week we take you behind the seams of our recent fashion history tours of Paris." *The website has links to most of the places they talk about and I had fun looking at them. They talked to Rebecca Devaney of Textile Tours of Paris (<https://www.textiletoursofparis.com/>) and described the tour that she took them on of "...charming notions stores and haberdasheries, nestled deep in the winding streets of Le Sentier, the city's historic textile and fashion district. These boutiques are brimming with the highest quality ribbons, yarns, threads, beads, sequins, gems and buttons." *Rebecca is also an embroiderer and is developing embroidery kits called **Samplers of Seduction** (<https://www.textiletoursofparis.com/embroidery>); the seduction part is in the materials she puts in the kits and the hosts do describe them.**
  - o RSN Self-Paced Video Online Courses: Introduction to Box Making <https://www.youtube.com/watch?v=Ut9MmiCP77w> *Maybe you could make your own box to display Floral Bouquet.*

### Interesting Needlework and Related Info on the Internet

- Our Once and Future Wetlands: Art, Ecology and Engineering [https://www.lindsayolsonart.com/portfolio/the-wetlands-initiativeartist-residency?mc\\_cid=7acb35611a&mc\\_eid=42d467326d](https://www.lindsayolsonart.com/portfolio/the-wetlands-initiativeartist-residency?mc_cid=7acb35611a&mc_eid=42d467326d) Needlework produced as the result of an artist residency at The Wetlands Initiative (<http://www.wetlands-initiative.org/>) in Chicago.
- A Potted History of Tambour Beading. What is it and where did it come from? [https://handembroidery.com/what-is-tambour-beading/?mc\\_cid=4b97531eeb&mc\\_eid=e889efe331](https://handembroidery.com/what-is-tambour-beading/?mc_cid=4b97531eeb&mc_eid=e889efe331)
- Amanda Cobbett Embroiders Realistic Likenesses of Fungi and Flora in Stunning Detail <https://www.thisiscolossal.com/2023/07/amanda-cobbett-embroidery/>
- Dense Embroideries Map Celestial Expanses and Abstract Landscapes by Lindzeanne <https://www.thisiscolossal.com/2023/07/lindzeanne-celestial-embroideries/>
- Lynn Payette – 2023 National Academy of Needlearts (NAN) Lifetime Achievement Awardee <https://needleart.org/gallery/lifetime-achievement-award/lynn-payette/>

### Editor's Note

Items included in the newsletter are ones that catch my attention in which I think the membership might be interested. I'm also happy to include news items or suggestions you send me, so please feel free to send things to me for inclusion in the next newsletter.

Cindy

## Library

The updated library list is below. Robin has the books and will bring them to meetings. The list is also saved to the Blue Ribbon website.

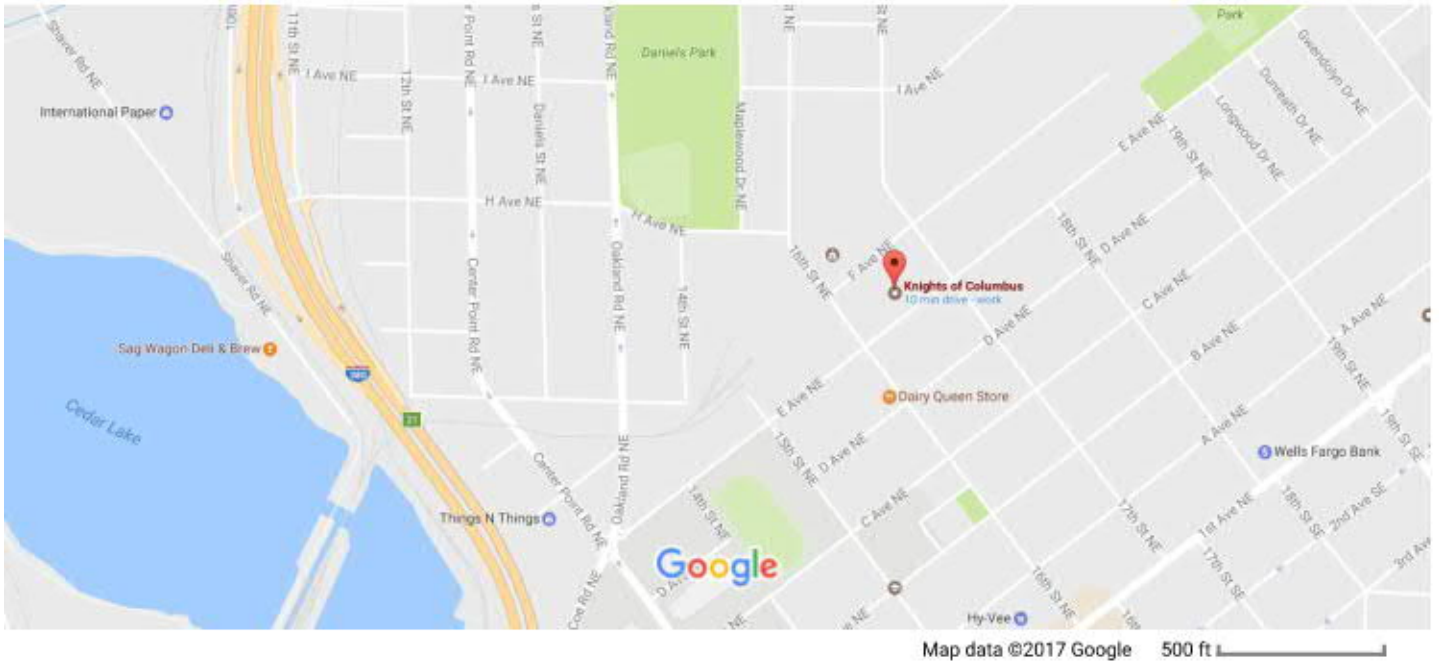
Title	Author Name	Description
Anchor Book of Canvaswork Embroidery Stitches	Anchor	Canvaswork
Anchor Book of Counted Thread Embroidery Stitches	Anchor	Counted thread
Anchor Book of Crewelwork Embroidery Stitches	Anchor	Crewelwork
Anchor Book of Free-Style Embroidery Stitches	Anchor	Free style
Anchor Book of Hardanger Embroidery Stitches	Anchor	Hardanger
Anchor Book of Ribbon Embroidery Stitches	Anchor	Ribbon
Anchor Color Card	Anchor	Design
Anchor Manual of Needlework	Anchor	General needlework
A-Z of Embroidery Stitches	Country Bumpkin Publications	Stitches
Beautiful Bargello	Petschek, Joyce	Bargello
Elegant Stitches	Montano, Judith Baker	Crazy quilting
Father B's 21 <sup>st</sup> Century Book of Stitches	Blackburn, Jr., The Rev. Robert E.	Stitches
Finishing and Mounting Your Needlepoint Piece	Ireys, Katharine	Finishing
Floral Stitches	Montano, Judith Baker	Crazy quilting
Learn How Book: Knitting, Crochet, Tatting, Embroidery	Coats & Clark	General needlework
Needlepoint Bargello	Kaestner, Dorothy	Bargello
Ribbon Basics	Hiney, Mary Jo; Anckner, Joy	Ribbon
Stitch Sampler	Ganderton, Lucinda	Stitches
The Complete Encyclopedia of Stitchery	Ryan, Mildred Graves	General needlework
The Complete International Book of Embroidery	Gostelow, Mary	General needlework
The Dictionary of Needlework	Caulfield, Sophia Frances Anne; Saward, Blanche	General needlework
The Needlepoint Book	Ipplito Christensen, Jo	Needlepoint
The Open Canvas	Ambuter, Carolyn	General needlework
The Thread Thesaurus	Caswell, Ann; Howren, Suzanne; Robertson, Beth	General needlework
Woman's Day Book of American Needlework	Lane, Rose Wilder	General needlework



### Directions to Knights of Columbus Hall

1620 E Avenue NE, Cedar Rapids, IA

From I380, take the H Avenue exit. Turn onto H Ave NE. Turn right onto 16<sup>th</sup> St NE. Turn left onto E Ave NE. The Knights of Columbus Hall is on the left.



### Directions to North Liberty Public Library

520 W. Cherry St, North Liberty, IA

From I380, take the Penn St exit. Go east on Penn St. Turn right on Highway 965 NE. Turn left on Cherry St. The library entrance is on the west side of the building.



# FLORAL BOUQUET ON SILK GAUZE

DESIGNED BY TERRIE LYN NUTTER

## Materials needed:

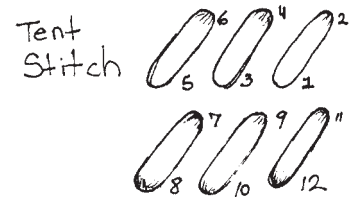
- Kreinik Silk Mori® (one 2.5m skein of each) as listed in color key
- one 4" x 4" piece of framed 40-count silk gauze from Kreinik
- one #10 crewel needle

Design size: 40 x 40

## Instructions:

This design is stitched over one thread centered on your piece of 40-count silk gauze. Each square on the chart equals one fabric thread. Use one strand of Silk Mori in the tent stitch according to color key.

Finish this design as a mini pillow, or insert into an antique brooch.




## What is silk gauze?

Silk gauze is a 100% pure filament silk canvas. The silk threads are fine but very strong. Silk gauze is woven in a leno structure, which increases the stability of the canvas. Leno weave actually interlocks the weft threads making it almost impossible for them to shift. It comes in various sizes, including 18-count, 32-count and 40-count. Stitch on silk gauze anytime you want a small, delicate piece of needlework. Miniaturists and doll house enthusiasts enjoy silk gauze needlepoint pieces because you can achieve realistic looking items. For example, doll house rugs, pillows, pictures, and bell pulls can be stitched to scale: 40-count silk gauze is perfect for 1-inch to 1-foot scale.

Starting at the top of a chart makes it easier to keep your place on the chart while stitching. A magnet board will also help, or simply cross out stitches on the chart that have been completed as you go along. When starting a thread, try to use an 'away waste knot' to begin. You may sometimes be able to end a thread using this same technique, resulting in less bulk on the back of your work. When ending threads by 'running' under

stitches, use caution so that the tension of the stitches is not changed. A dark piece of cloth behind your work makes the holes of the silk gauze 'pop' and you can see the thread intersections that need to be covered.



## Color Key for Silk Mori®:

- |   |                      |                          |
|---|----------------------|--------------------------|
| • | 4033 Lt Kelly Green  | 368 Lt Pistachio Grn     |
| × | 4034 Md Kelly Green  | 320 Med Pistachio Grn    |
| + | 2027 Vy Dk Buttercup | 725 Med Lt Topaz         |
| ■ | 2015 Md Dark Gold    | 3821 Straw               |
| 1 | 2024 Md Buttercup    | 727 Very Lt Topaz        |
| ▲ | 1033 Light Pink      | 962 Med Dusty Rose       |
| • | 1032 Lightest Pink   | 963 Ultra V Lt Dust Rose |
| n | 3011 Vy Pale Coral   | 819 Lt Baby Pink         |
| ≡ | 6104 Md Lavender     | 554 Lt Violet            |
| • | 7124 Cream           | 3865 Winter White        |

© Copyright 2003 Kreinik. All rights reserved.  
 Kreinik Consumer Info: 1-800-537-2166 or  
[www.kreinik.com](http://www.kreinik.com)