



Newsletter of the Blue Ribbon Chapter

American Needlepoint Guild, Inc.

Volume 8, Issue 4

April 1, 2024

What's inside?

Calendar 1

Blue Ribbon ANG Chapter Board Meeting Minutes, March 12, 2024 2

Blue Ribbon ANG Chapter Meeting Minutes, March 12, 2024 2

Nametag 3

Blue Ribbon ANG Website.... 3

Tentative Study Topic Schedule..... 3

April Study Topic – *Dreaming of Spring*..... 3

Future Study Topics 3

Blogs 4

Videos and Podcasts 4

Interesting Needlework and Related Info on the Internet.. 4

Editor's Note 4

Library 5

Study Topics 6

Directions to Knights of Columbus Hall..... 7

Directions to North Liberty Public Library 7

Rainbow Gallery Pattern..... 8

Calendar

Saturday, April 6
1:00 - 3:00 pm

Tuesday, April 9
5:30 - 7:00 pm
7:00 - 7:30 pm
7:30 - 8:30 pm

Saturday, May 4
1:00 - 3:00 pm

Saturday, May 18
12:30 - 1:00 pm
1:00 - 1:30 pm
1:30 - 4:00

Saturday, June 1
1:00 - 3:00 pm

Tuesday, June 11
5:30 - 7:00 pm
7:00 - 7:30 pm
7:30 - 8:30 pm

Saturday, July 6
1:00 - 3:00 pm

Tuesday, June 9
5:30 - 7:00 pm
7:00 - 7:30 pm
7:30 - 8:30 pm

Stitch-In-Public – Cedar Rapids Public Library, 450 Fifth Avenue SE, Cedar Rapids

Monthly meeting – Knights of Columbus and Skype
Log in to Skype (6:00 pm); social/stitching time
Business meeting
Study topic – Dreaming of Spring

Stitch-In-Public – Cedar Rapids Public Library, 450 Fifth Avenue SE, Cedar Rapids

Monthly meeting – North Liberty Library and Skype
Social/stitching time; log in to Skype
Chapter business meeting
Study topic – Beaded Needle minder, part 1

Stitch-In-Public – Cedar Rapids Public Library, 450 Fifth Avenue SE, Cedar Rapids

Monthly meeting – Knights of Columbus and Skype
Log in to Skype (6:00 pm); social/stitching time
Business meeting
Study topic – Beaded Needle minder, part 2

Stitch-In-Public – Cedar Rapids Public Library, 450 Fifth Avenue SE, Cedar Rapids

Monthly meeting – Knights of Columbus and Skype
Log in to Skype (6:00 pm); social/stitching time
Business meeting
Study topic – Beaded Needle minder, part 2

Visit the Blue Ribbon Chapter website at <https://www.blueribbonang.com>

Facebook page – <https://www.facebook.com/Blue-Ribbon-ANG-102362961642607>



Blue Ribbon ANG Chapter Board Meeting Minutes, March 12, 2024

Attendees: Julia Ackerman, Joan Ackerman, Joyce Pencook, Heidi Parker, Jamie Randall, Becky Maurer, Cindy Baldwin, Robin Rossignol, by Skype: Kareen Strumpel, Ruth Topp, guest Wendy Jo Brees,

President Robin Rossignol called the board meeting to order at 6:45 pm.

Two items were proposed by Treasurer Heidi Parker. In order to complete our taxes, the chapter needs an e-mail. Heidi was given permission to establish the e-mail. The other item was about establishing a Venmo account to allow for on-line payment of chapter dues. Heidi will look into this.

The board meeting concluded at 7 pm.

Blue Ribbon ANG Chapter Meeting Minutes, March 12, 2024

The meeting was called to order at 7 pm. Guest Wendy Jo Brees was introduced and asked to tell us about her stitching.

The minutes from the February meeting were archived as published.

Reports:

- Membership was asked when a new list would be published. Cindy Baldwin said she would update the list and distribute it.
- The treasury had a balance of \$1,8883.92 at the end of February.

Announcements:

- There will be no stitch in public at Create Exchange or NCSML this month. The next scheduled SIP is 06 April at the Cedar Rapids library.
- The May meeting is normally held on the second Saturday. In the past there were conflicts for several of the members. It was proposed and decided to move the May meeting to the third Saturday.
- The kit for the hardanger class was shown. Members wishing to take this class need to purchase the kit.
- Members were asked to come to the April meeting with ideas for future classes.

Show and Tell:

Julia Ackerman had two versions of It's a Mystery and Robin Rossignol had two hardanger cones to share with the members.

The meeting was adjourned.

The program was Dreaming of Spring.

Respectfully submitted by R. Rossignol for Shanel Slater, secretary.

The Blue Ribbon Chapter of American Needlepoint Guild, Inc. (ANG), invites interested individuals, regardless of expertise, into membership. Dues are \$20 per year payable to the Chapter. You must be a current ANG member to belong to the Chapter. ANG membership information can be found at <http://www.needlepoint.org/membership.php>.

Guests and visitors are welcomed.

Meetings are held the 2nd Tuesday of every month (except May, July, and October) starting with a social time at 5:30 pm, with the formal meeting starting at 7:00 pm. These meetings are held at the Knights of Columbus, 1620 E Avenue NE, Cedar Rapids, IA and on Skype. Meetings in December, January, and February will be held on Zoom only, starting with Zoom login/social time at 6:30 pm, with the formal meeting starting at 7:00 pm.

Meetings in May, July, and October will be held on the 2nd Saturday of the month starting with social time at 1:00 pm and the formal meeting beginning at 1:30 pm. The Saturday meetings are held at the North Liberty Public Library, 520 W. Cherry St, North Liberty, IA and on Skype.

Board meetings will be held in September, December, March, and June.

The Blue Ribbon ANG Newsletter is published monthly. Deadline for submission of items is the 20th day of each month.

Newsletter Editor: Cindy Baldwin cbaldwin1828@gmail.com

2023-2024 Officers

Past President Robin Rossignol (robin-ann-rossignol@uiowa.edu)

President Robin Rossignol (robin-ann-rossignol@uiowa.edu)

President Elect Jamee Klein (jameek34@gmail.com)

VP-Membership Kareen Strumpel (kareen@imonmail.com)

Secretary Shanel Slater (shanel.slater@gmail.com)

Treasurer Heidi Parker (handparker@gmail.com)

Chapter website: <https://www.blueribbonang.com/>

Nametag

Please remember to wear your nametags at meetings and when we are stitching in public.

Blue Ribbon ANG Website

Our website (<https://www.blueribbonang.com/>) has a Members Only page. When you go to the website, you'll see a Log In button to the right of ANG. Click on that and follow the instructions. Cindy Baldwin must approve access. Once you are approved, the last page on the website is Members. Click on that to add information about yourself.

Hover over Members and you'll see Files. You'll see several folders, including Study Topics. Patterns and information for past study topics are saved here. Anyone can create folders and add files. If you have questions, ask Cindy.

Tentative Study Topic Schedule

May – Beaded Needle minder – beading around a cabochon, part 1. The kits will be approximately \$10 and will include a cabochon (12 mm diameter), 11/0 and 15/0 seed beads, foundation material, thread, needle, backing, 2 rare earth magnets, and instructions. Color choices are shown in the photo; choose silver or gold seed beads. Let Cindy know what color you want at the meeting or by email if you won't be at the April meeting.

June – Beaded Needle minder – finishing, part 2



July, August, September – Hardanger Star. Fiberworks will order kits for us, but Robin needs to know no later than April 30 if you want a kit. She will let Karol know how many kits to order. When they are in, you will be responsible for contacting Karol with payment and shipping information. The cost of the kit is about \$15.00. The kit includes enough material to make three stars, but Robin will only teach one.



April Study Topic – *Dreaming of Spring*

Continuing *Dreaming of Spring*. You will find the pattern in the January 2016 issue of *Needle Pointers*, pages 18-25. The motifs in the pattern are very adaptable to other uses such as bookmarks, baby items, and hand/kitchen towels. Perle 5 works well on the aida bands inset into towels.

Robin has found two errors in the pattern:

- Bed F – The leaves and stem are not charted correctly in the fourth row from the bottom. In the model there is no single stitch in the middle. Robin decided to stitch this row as a straight stitch over 5 threads.
- Bed G – According to the model the third row is missing a stitch, it should be stitched over 4 threads, under 2 threads, over 1, under 1, over 1, under 1, over 1, under 2 then over 4 threads.

Future Study Topics

As mentioned in the March meeting, we need to start planning for future study topics. Please bring your ideas to the April meeting. A list of topics is provided at the end of the newsletter to help you. If you have projects that you are interested in, please bring those.

Places to look for project ideas and some suggestions:

- Back issues of *Needle Pointers*. If you don't keep back issues, you can go to the *Needle Pointers* archive on the ANG website at <https://www.needlepoint.org/page/NPArchives>. Note that you do have to be signed in to access this website.
- ANG Stitch of the Month – current: <https://www.needlepoint.org/page/SOTM2024>; archive: <https://www.needlepoint.org/page/SOTMarc>. Note that you do have to be signed in to access these websites.
- Berlin Embroidery Designs offers a discount on group projects that include blackwork, cross stitch/blackwork combo, Hapsburg lace (needlepoint with beginning through advanced options), and metal thread (goldwork). She does offer kits, but for most of the projects, we would just need instructions. Check her website at <https://berlinembroidery.com/product-category/hand-embroidery-kits/group-projects/>.
- Practical projects – <https://www.carolynmitchelldesigns.com/scissor-or-tool-holders.php>. These are not available through Carolyn Mitchell, but Fiber Works should be able to order them for us.

- Remembrance Ribbons for Carole Lake – <https://www.facebook.com/photo/?fbid=10228796015503805&set=gm.7166721206738309&id=108537025890131>. Carole was in the process of updating this project when she passed away earlier this year. It has been completed and is available for sale with 100% of the sale price (\$25) donated to the Texas Performing Arts Youth Program in her memory.
- Free charts included in past newsletters, e.g., we could pick 2 or 3 charts and stitch in similar threads and colors.

Blogs

- Stitching for Left-Handers: Tips, Tricks, & Techniques <https://needlepoint.com/blogs/needlepoint-know-how/stitching-for-left-handers-tips-tricks-techniques>
- Needlepoint Revolution: Unleash Your Inner Stitch Master with Poppy Monk <https://poppymonkneedlepointkits.com/blogs/the-5-minute-needlepoint-blog/needlepoint-revolution-unleash-your-inner-stitch-master-with-poppy-monk>
- How to Compensate <https://chillyhollownp.blogspot.com/2024/03/how-to-compensate.html>. Lots of good resources and suggestions.

Videos and Podcasts

- Hand strengthening exercises for artists and people who like to sew <https://www.youtube.com/watch?v=cf0ORqv-OEk>

Interesting Needlework and Related Info on the Internet

- 11 Hand Exercises to Ease Osteoarthritis Pain <https://www.healthline.com/health/osteoarthritis/arthritis-hand-exercises> Good exercises to strengthen your hands even if you don't have arthritis.
- Needlework Is the New Craft Craze <https://www.dmagazine.com/publications/d-magazine/2024/march/needlework-is-the-new-craft-craze/>
- UW researchers taught kids to code with cultural research and embroidery machines <https://www.washington.edu/news/2024/03/14/computer-science-education-coding-embroidery/>
- Prisoners' Pastimes <https://daily.jstor.org/prisoners-pastimes/> : "Isabella Rosner's Stitching Freedom showcases embroidered works made by the incarcerated and examines this craft's historical popularity behind bars."
- The Thread Palette Generator <https://stitchpalettes.com/the-embroidery-thread-palette-generator/>. Excellent resource for selecting colors. Just enter a DMC color number and it will generate color schemes with DMC numbers for shades, monochrome, analogous, complementary, triad, weighted triad, compound, tetrad, weighted tetrad, and rectangular. It's fun to play with!

Editor's Note

Items included in the newsletter are ones that catch my attention in which I think the membership might be interested. I'm also happy to include news items or suggestions you send me, so please feel free to send things to me for inclusion in the next newsletter.

Cindy

Library

The updated library list is below. Robin has the books and will bring them to meetings as appropriate or requested. The list is also saved to the Blue Ribbon website.

Title	Author Name	Description
Anchor Book of Canvaswork Embroidery Stitches	Anchor	Canvaswork
Anchor Book of Counted Thread Embroidery Stitches	Anchor	Counted thread
Anchor Book of Crewelwork Embroidery Stitches	Anchor	Crewelwork
Anchor Book of Free-Style Embroidery Stitches	Anchor	Free style
Anchor Book of Hardanger Embroidery Stitches	Anchor	Hardanger
Anchor Book of Ribbon Embroidery Stitches	Anchor	Ribbon
Anchor Color Card	Anchor	Design
Anchor Manual of Needlework	Anchor	General needlework
A-Z of Embroidery Stitches	Country Bumpkin Publications	Stitches
Beautiful Bargello	Petschek, Joyce	Bargello
Elegant Stitches	Montano, Judith Baker	Crazy quilting
Father B's 21 st Century Book of Stitches	Blackburn, Jr., The Rev. Robert E.	Stitches
Finishing and Mounting Your Needlepoint Piece	Ireys, Katharine	Finishing
Floral Stitches	Montano, Judith Baker	Crazy quilting
Learn How Book: Knitting, Crochet, Tatting, Embroidery	Coats & Clark	General needlework
Needlepoint Bargello	Kaestner, Dorothy	Bargello
Ribbon Basics	Hiney, Mary Jo; Anckner, Joy	Ribbon
Stitch Sampler	Ganderton, Lucinda	Stitches
The Complete Encyclopedia of Stitchery	Ryan, Mildred Graves	General needlework
The Complete International Book of Embroidery	Gostelow, Mary	General needlework
The Dictionary of Needlework	Caulfield, Sophia Frances Anne; Saward, Blanche	General needlework
The Needlepoint Book	Ippolito Christensen, Jo	Needlepoint
The Open Canvas	Ambuter, Carolyn	General needlework
The Thread Thesaurus	Caswell, Ann; Howren, Suzanne; Robertson, Beth	General needlework
Woman's Day Book of American Needlework	Lane, Rose Wilder	General needlework

Directions to Knights of Columbus Hall

1620 E Avenue NE, Cedar Rapids, IA

From I380, take the H Avenue exit. Turn onto H Ave NE. Turn right onto 16th St NE. Turn left onto E Ave NE. The Knights of Columbus Hall is on the left.



Directions to North Liberty Public Library


520 W. Cherry St, North Liberty, IA

From I380, take the Penn St exit. Go east on Penn St. Turn right on Highway 965 NE. Turn left on Cherry St. The library entrance is on the west side of the building.



CANVAS PLAY NEEDLECASE^{©1998}

A Carolyn Mitchell Design for Rainbow Gallery



122 x 56 threads

MATERIALS

10" x 6"—#18 Mono Canvas (color to match if possible)
Stretcher Bars to fit; Laying Tool, such as a Trolley Needle
#22 and #24 Tapestry Needles; Felt (lining & pages);
Sewing Thread

2 cards Overture[®]—V97-Nevada
1 card Ultra Suede[®]—U02-Ecru
2 cards Neon Rays[®]—N56-Lite Blue
2 cards Gold Rush 18[™]—GD35C-White Gold

Measure up 1½" from the bottom and in 1½" from the left hand side of the canvas.

- 1. ENLARGED HUNGARIAN**—Use Neon Rays. Follow Diagram #1 for count and Master Chart for placement.
- 2. MILANESE STITCH VARIATION**—Use 1 ply of Overture and work on the diagonal following Diagram #2. See Master Chart for placement.
- 3. SMYRNA CROSS**—Use Gold Rush 18, following Diagram #3 for count.
- 4. RICE STITCH**—The large cross is worked first with Ultra Suede. Cross the arms with Gold Rush 18 as shown in Diagram #4.
- 5. BINDING STITCH**—Fold over canvas leaving 2 mesh on all sides. Finish with the binding stitch. Work all sides. See Diagram #5 for count. Fold the center 2 threads that were left between back and front. Stitch them according to Diagram #6. Trim back canvas to 3 threads.
- 6. FINISHING**—Cut felt to fit inside of needlecase. Cut as many pages as you would like approximately 1" smaller than backing. Sew the pages down the center of the felt to backing. Sew felt to inside of needle case using the binding stitch for sewing.

Photocopying of this design is invited.

Rainbow Gallery

7412 Fulton Ave., #5, North Hollywood, CA 91605

Production by Lightworks

BACK

2 OPEN THREADS

FRONT

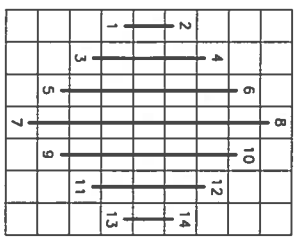
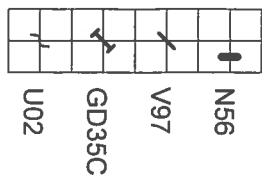



DIAGRAM #1
Enlarged Hungarian

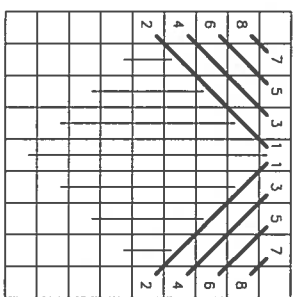


DIAGRAM #2
Milanese Stitch Variation

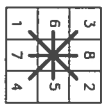


DIAGRAM #3
Smyrna Cross

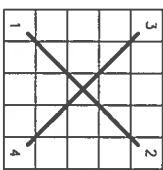


DIAGRAM #4—Rice Stitch

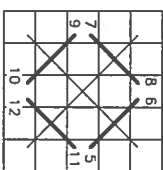


DIAGRAM #5
Edge Binding

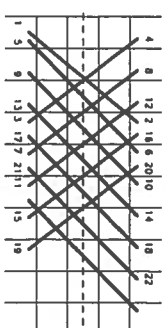


DIAGRAM #6
Center Binding