



Newsletter of the Blue Ribbon Chapter

American Needlepoint Guild, Inc.

Volume 7, Issue 7

July 1, 2023

What's inside?

Calendar 1

Blue Ribbon ANG Board Meeting Minutes, June 13, 2023 2

Blue Ribbon ANG Chapter Meeting Minutes, June 13, 2023 2

Nametag 3

Officer Candidates 3

Blue Ribbon ANG Website.... 4

Tentative Study Topic Schedule..... 4

July Study Topics – WIP Stitch and Prep for It's a Mystery 4

Blogs 4

Videos/Podcasts 4

Interesting Needlework and Related Info on the Internet.. 5

Editor's Note 5

Library 6

Directions to Knights of Columbus Hall..... 7

Directions to North Liberty Public Library 7

Free Pattern from Just Nan .. 8

Calendar

Saturday, July 8
1:00 - 1:30 pm
1:30 - 2:00 pm
2:00 - 4:00

Saturday, July 15
1:00 - 4:00 pm

Sunday, July 16
1:00 - 3:00 pm

Wednesday, July 19
1:00 - 4:00 pm

Saturday, August 5
1:00 - 2:00 pm

Tuesday, August 8
5:30 - 6:45 pm
7:00 - 7:30 pm
7:30 - 8:30 pm

Wednesday, August 16
1:00 - 4:00 pm

Sunday, August 20
1:00 - 3:00 pm

Saturday, September 2
1:00 - 2:00 pm

Tuesday, September 12
5:30 - 6:45 pm
6:45 - 7:00 pm
7:00 - 7:30 pm
7:30 - 8:30 pm

Sunday, September 17
1:00 - 3:00 pm

Wednesday, September 20
1:00 - 4:00 pm

Monthly meeting – North Liberty Library and Skype
Social/stitching time; log in to Skype
Chapter business meeting
Study topic – WIP Stitch and Prep for It's a Mystery

Stitch-In-Public – Coralville Public Library, 1401 5th St, Coralville

Stitch-In-Public – Create Exchange, 615 Center Point Rd NE, Cedar Rapids

Stitch-In-Public – National Czech & Slovak Museum & Library Please let Joyce Pencook know by **Monday, July 17** if you plan to stitch at the Museum. Joyce's number is 319-491-6227.

Stitch-In-Public – Cedar Rapids Public Library, 450 Fifth Avenue SE, Cedar Rapids

Monthly meeting – Knights of Columbus and Skype
Social/stitching time; log in to Skype
Chapter business meeting
Study topic – Floral Bouquet on Silk Gauze

Stitch-In-Public – National Czech & Slovak Museum & Library

Stitch-In-Public – Create Exchange, 615 Center Point Rd NE, Cedar Rapids

Stitch-In-Public – Cedar Rapids Public Library, 450 Fifth Avenue SE, Cedar Rapids

Monthly meeting – Knights of Columbus and Zoom
Social/stitching time; log in to Zoom (6:30 pm)
Board meeting
Chapter business meeting
Study topic – State Fair Recap

Stitch-In-Public – Create Exchange, 615 Center Point Rd NE, Cedar Rapids

Stitch-In-Public – National Czech & Slovak Museum & Library

Visit the Blue Ribbon Chapter website at <https://www.blueribbonang.com>

Facebook page – <https://www.facebook.com/Blue-Ribbon-ANG-102362961642607>



Blue Ribbon ANG Board Meeting Minutes, June 13, 2023

Present: Robin Rossignol, Kareen Strumpel, Cindy Baldwin, Lori Barton, and Connie Rosene

President Robin Rossignol noted that there was no business to bring before the Board so meeting was suspended.

Respectfully submitted,
Connie Rosene, Secretary

Blue Ribbon ANG Chapter Meeting Minutes, June 13, 2023

Members Present: Robin Rossignol, Kareen Strumpel, Cindy Baldwin, Heidi Parker, Karen Rajtora, Joyce Pencook, Lori Barton, Shanel Slater, Jamie Randall, and Connie Rosene. Candra Sowder from Williamsburg (guest)

President Robin Rossignol called the meeting to order at 7:02 PM at the Knights of Columbus Hall and via Skype.

Minutes from the May 2023 meeting were approved as published and archived.

Treasurer Lori Barton reported that our current balance = \$1,519.35. The Knights of Columbus check still has not been cashed nor the check to the Iowa State Fair. Heidi Parker and Kareen Strumpel will audit the books after our business meeting.

Cindy Baldwin reported that we received a refund check from Zoom (\$50) following a class action lawsuit.

Committee Reports:

Membership: No new members. Kareen plans to contact ANG members-at-large in Iowa and invite them to join our chapter.

Stitch-in-Public Events: The Stitch-in-Public event at the Cedar Rapids Public Library will be canceled since that would be the holiday weekend and conflict with Freedom Festival events. It will resume August 3.

Czech Museum: The next Stitch-in-Public session at the Czech National Museum is Wednesday, June 21 at 1 PM. Contact Joyce Pencook by June 19 if you plan to attend. She would like to see more participation. We may consider moving the day to Tuesday in the future. Joyce will ask the Museum about that change.

Create Exchange: Kareen plans to be there on Sunday, June 18 at 1 PM. They are advertising a felting class then so she will see what that entails and if that will be a regular event so we will need to change our date.

The Blue Ribbon Chapter of American Needlepoint Guild, Inc. (ANG), invites interested individuals, regardless of expertise, into membership. Dues are \$20 per year payable to the Chapter. You must be a current ANG member to belong to the Chapter. ANG membership information can be found at <http://www.needlepoint.org/membership.php>.

Guests and visitors are welcomed.

Meetings are held the 2nd Tuesday of every month (except May, July, and October) starting with a social time at 5:30 pm, with the formal meeting starting at 7:00 pm. These meetings are held at the Knights of Columbus, 1620 E Avenue NE, Cedar Rapids, IA and on Skype. Meetings in December, January, and February will be held on Zoom only, starting with Zoom login/social time at 6:30 pm, with the formal meeting starting at 7:00 pm.

Meetings in May, July, and October will be held on the 2nd Saturday of the month starting with social time at 1:00 pm and the formal meeting beginning at 1:30 pm. The Saturday meetings are held at the North Liberty Public Library, 520 W. Cherry St, North Liberty, IA and on Skype.

Board meetings will be held in September, December, March, and June.

The Blue Ribbon ANG Newsletter is published monthly. Deadline for submission of items is the 20th day of each month.

Newsletter Editor: Cindy Baldwin cbaldwin1828@gmail.com

2022-2023 Officers

Past President Kareen Strumpel (kareen@imonmail.com)

President Robin Rossignol (robin-ann-rossignol@uiowa.edu)

President Elect Jamee Klein (jameek34@gmail.com)

VP-Membership Kareen Strumpel (kareen@imonmail.com)

Secretary Connie Rosene (crosene@kirkwood.edu)

Treasurer Lori Barton (lmbtb13@gmail.com)

Chapter website: <https://www.blueribbonang.com/>

June 13, 2023, Minutes (continued)**Announcements**

Fiber Talk on YouTube will feature a live chat about Temari balls. Members are encouraged to log in. (Links are provided in Videos/Podcasts below.)

State Fair: Entry applications are live. Several members have received their tickets in the mail this week. Registration closes on July 1.

Hearts for Hospice: Several members have hearts in progress including Cindy, Heidi, and Shanel.

Old Business:

Robin entertained a motion regarding what to do with the \$90 in our account at Create Exchange.

Option #1: Donate a portion to Create/Exchanges Teacher Account.

Option #2: Offer to teach a class at one of the libraries or the Rec Department and use our credit to prepare free/reduced cost kits.

Option #3: Open it up for use by any of our members.

Option #4: Prepare kits to donate to Ronald McDonald House or a local Hospice for residents there to use.

Cindy Baldwin made a motion that we transfer \$45 to the Teacher Account. Motion seconded by Heidi Parker. Motion carried.

Robin brought sign-up sheets for suggested future chapter projects:

- Kit for a silk gauze project
- Bookmark using blackwork with overdyed threads
- Dragonfly in the 2023 March/April issue of Needlepointers (please read the instructions to see if you really want to do it)
- Hardanger ornament with Permin kit
- Counted canvas piece It's a Mystery from Needlepoint Now March/April 2016. The mystery will be using an overdyed floss that you will pull from a grab bag.
- Robin's chicken scratch pattern
- Beaded needleinders

Robin will bring these items again to the July meeting.

Cindy Baldwin showed us a scissors case she made presented by Cyber Pointers.

Joyce Pencook offered a small project kit for sale with proceeds going to the Chapter general fund.

Since there was no other business to bring before the group the meeting was adjourned at 7:27 PM.

Next meeting will be held on Saturday, July 8 (1:30 PM) at the North Liberty Library and via Skype.

Respectfully submitted,

Connie Rosene, Secretary

Program: Robin Rossignol offered help with the blanket stitch on "Fantastique".

Nametag

Since we have new members, it is time to start wearing our nametags at meetings and when we are stitching in public.

Officer Candidates

The Nominating Committee has a full slate of officers to propose for 2023 - 2024. The election will be held during the annual meeting in July.

President - Robin Rossignol

President Elect - Jamee Klein

VP Membership - Kareen Strumpel

Secretary - Shanel Slater

Treasurer - Heidi Parker

Nominating Committee: Connie Rosene, Kareen Strumpel, and Robin Rossignol.

Blue Ribbon ANG Website

Our website (<https://www.blueribbonang.com/>) has a Members Only page. When you go to the website, you'll see a Log In button to the right of ANG. Click on that and follow the instructions. Cindy Baldwin must approve access. Once you are approved, the last page on the website is Members. Click on that to add information about yourself.

Hover over Members and you'll see Files. You'll see several folders, including Study Topics. Patterns and information for past study topics are saved here. Anyone can create folders and add files. If you have questions, ask Cindy.

The current membership list has been added to the membership information folder if you'd like an electronic copy.

Tentative Study Topic Schedule

August – Floral Bouquet on Silk Gauze

September – State Fair Recap

October – Blackwork Bookmark

November – Beaded Needle minder – beading around a cabochon

December, January, February – *It's a Mystery* from *Needlepoint Now* March/April 2016

March – Beaded Needle minder – finishing

April – *Dreaming of Spring* from *Needle Pointers* January 2016 (pattern darning)

May, June – *Dragonfly Dreams* from *Needle Pointers* March/April 2023

July, August, September – Hardanger Christmas Ball Tree Ornament

July Study Topics – WIP Stitch and Prep for It's a Mystery

Stitch on WIPs.

In preparation for *It's a Mystery* (*Needlepoint Now* March/April 2016), Robin and Cindy have donated a nice variety of stranded cottons. Each person will draw a number to determine what overdyed thread they will be using. If you want to do the project, but can't attend the meeting, let us know and we will draw for you. We will talk about selecting colors in threads and canvas to complement your mystery thread. Bring your DMC color card and/or color wheel if you have them. You might also review Sue Reed's article *Color Matching Hand-Dyed Threads* in *Needle Pointers* March/April 2021. We will start stitching in December.

Blogs

- Learning about Dyes & Threads <https://nuts-about-needlepoint.com/learning-about-dyes-threads/>
- Easy Finish for Needlepoint Ornaments <https://nuts-about-needlepoint.com/easy-finish-needlepoint-ornaments/> *A quick way to finish ornaments using fun foam in color that matches the ornament. This would also be an easy way to finish hearts for hospice.*
- Making a Custom Needlepoint Monogram <https://nuts-about-needlepoint.com/making-custom-needlepoint-monogram/> *Incorporating a monogram into needlepoint makes a great wedding, anniversary, or other personalized gift.*
- Find fresh colour combinations with a Colour palette generator <https://pintangle.com/2023/06/29/find-fresh-colour-combinations-with-a-colour-palette-generator/> *Includes a couple of links to websites that convert Hex and/or RGB numbers to DMC colors.*
- How to condition embroidery floss - and why and when you should <https://stitchedmodern.com/blogs/news/how-to-condition-embroidery-floss-and-why-you-should>
- Good Embroidery TV Watching <http://thistle-threads.blogspot.com/2023/06/good-embroidery-tv-watching.html>
- Loving Your Hands: Hand Care for Needlepointers <https://www.serendipityneedleworks.com/loving-your-hands-hand-care-for-needlepointers/>

Videos/Podcasts

- Fiber Talk podcast with Jen Weber. "Jen Weber is a Shihan (certified teacher) of the Japanese Temari Association who has received numerous awards for her design work." https://www.youtube.com/watch?v=iymJ1l_dIzE
- Fiber Talk Stitch Hour, 6-14-23. "Jen Weber of Clever Bunny Studio is our guest this week. Join us as we explore her temari art and learn more about how she creates it." <https://www.youtube.com/watch?v=w1KmjqfUAqo>
- Blackwork stitches Video Tutorial <https://needlework.craftgossip.com/blackwork-stitches-video-tutorial/2023/06/03/>
- Crafts From the Past, Tatting. <https://www.pbs.org/video/tatting-h4q7vi/> by Heather Boustead, who is one of our Des Moines area members.
- A new podcast – "NeedleXChange is a conversation podcast with embroidery and textile artists, exploring their process and practice. Hosted by Jamie "Mr X Stitch" Chalmers, it is an in-depth showcase of the best needlework artists on the planet." <https://feeds.acast.com/public/shows/needlexchange>

Interesting Needlework and Related Info on the Internet

- Honeycomb Swells Across Ava Roth's Embroidered Works Made in Collaboration with Bees <https://www.thiscolossal.com/2023/06/ava-roth-bee-works/>
- Skilled Embroidery Artist Documents Her Travels With a Needle and Thread <https://mymodernmet.com/maria-zamyatina-travel-embroidery/>

Editor's Note

Items included in the newsletter are ones that catch my attention in which I think the membership might be interested. I'm also happy to include news items or suggestions you send me, so please feel free to send things to me for inclusion in the next newsletter.

Cindy

Library

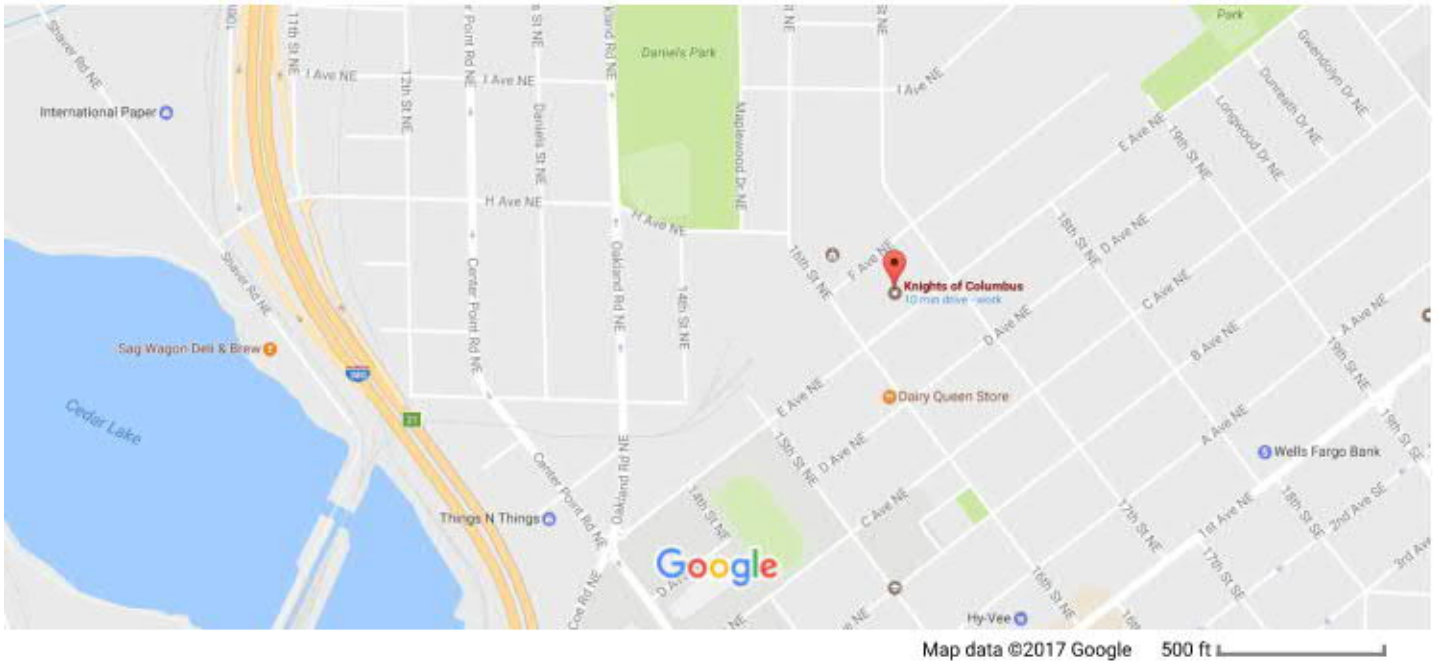
The updated library list is below. Robin has the books and will bring them to meetings. The list is also saved to the Blue Ribbon website.

Title	Author Name	Description
Anchor Book of Canvaswork Embroidery Stitches	Anchor	Canvaswork
Anchor Book of Counted Thread Embroidery Stitches	Anchor	Counted thread
Anchor Book of Crewelwork Embroidery Stitches	Anchor	Crewelwork
Anchor Book of Free-Style Embroidery Stitches	Anchor	Free style
Anchor Book of Hardanger Embroidery Stitches	Anchor	Hardanger
Anchor Book of Ribbon Embroidery Stitches	Anchor	Ribbon
Anchor Color Card	Anchor	Design
Anchor Manual of Needlework	Anchor	General needlework
A-Z of Embroidery Stitches	Country Bumpkin Publications	Stitches
Beautiful Bargello	Petschek, Joyce	Bargello
Elegant Stitches	Montano, Judith Baker	Crazy quilting
Father B's 21 st Century Book of Stitches	Blackburn, Jr., The Rev. Robert E.	Stitches
Finishing and Mounting Your Needlepoint Piece	Ireys, Katharine	Finishing
Floral Stitches	Montano, Judith Baker	Crazy quilting
Learn How Book: Knitting, Crochet, Tatting, Embroidery	Coats & Clark	General needlework
Needlepoint Bargello	Kaestner, Dorothy	Bargello
Ribbon Basics	Hiney, Mary Jo; Anckner, Joy	Ribbon
Stitch Sampler	Ganderton, Lucinda	Stitches
The Complete Encyclopedia of Stitchery	Ryan, Mildred Graves	General needlework
The Complete International Book of Embroidery	Gostelow, Mary	General needlework
The Dictionary of Needlework	Caulfield, Sophia Frances Anne; Saward, Blanche	General needlework
The Needlepoint Book	Ipplito Christensen, Jo	Needlepoint
The Open Canvas	Ambuter, Carolyn	General needlework
The Thread Thesaurus	Caswell, Ann; Howren, Suzanne; Robertson, Beth	General needlework
Woman's Day Book of American Needlework	Lane, Rose Wilder	General needlework

Directions to Knights of Columbus Hall

1620 E Avenue NE, Cedar Rapids, IA

From I380, take the H Avenue exit. Turn onto H Ave NE. Turn right onto 16th St NE. Turn left onto E Ave NE. The Knights of Columbus Hall is on the left.




Directions to North Liberty Public Library

520 W. Cherry St, North Liberty, IA

From I380, take the Penn St exit. Go east on Penn St. Turn right on Highway 965 NE. Turn left on Cherry St. The library entrance is on the west side of the building.



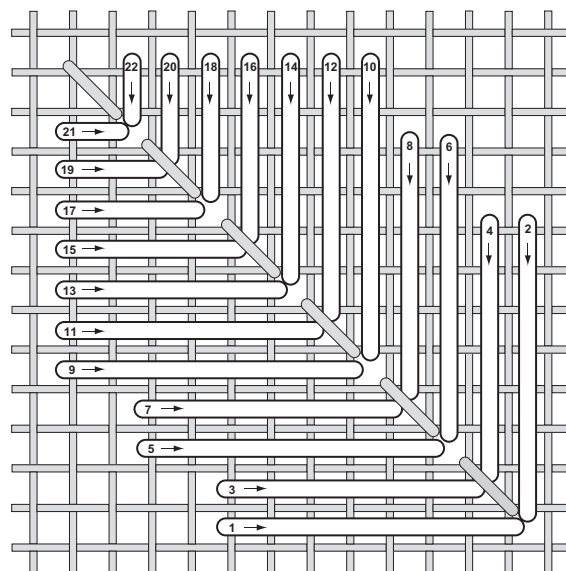
WhimZi Rose



Each square on the graph equals 2 threads of fabric

©2005 Just Nan, Inc. by Nan Caldera
All Rights Reserved

SYMBOL	Au Ver A Soie® SOIE D'ALGER	DMC FLOSS
None	1845	501
+	4631	3689
*	4634	3687
SYMBOL	Au Ver A Soie® SOIE PERLEE	DMC FLOSS
■	SPS 648	3685
SYMBOL	TREBIZOND	DMC FLOSS
C	TRA 125	White
None	TRA 425	3689
FABRIC: 28 CT ZWEIFGART RAW CASHEL LINEN		
DESIGN AREA: 29H X 29W • 2" X 2" on 28 Count		



Fabric Choice: Center the design on a 6" square of 28 or 32 count linen. Both counts will fit the WhimZi frame.

Stitching: Work all cross stitches over 2 threads of linen using 2 strands of silk or floss. Backstitch with 1 strand. Work all cross stitches first; then add the leaves, the Satin stitches in the rose, backstitches and the Satin stitch border.

Leaf Stitch: Use 2 strands of 1845 (2 of 501). Work the numbered lines, then add backstitches down the center.

Satin Stitches: Trebizond is a 3-ply silk. Separate and work with 1 ply of TRA 425 for the lines in the rose. Use 1 ply of TRA 125 for the lines in the border. The silk will be crinkled and give your stitches a wavy look. If you are using DMC, work with 2 strands of 3689 for the rose, and 2 strands of White for the border.

Backstitching: Use 1 strand of 4634 (3687) for the diagonal lines and square outline in the center of the rose.

WhimZi Framing: Follow the instructions packaged with each WhimZi frame. Mounting your needlework is quick and easy, and you will love the results!



WhimZi Frames available from
Just Nan, Inc.

Copyrighted complimentary pattern.
May be reprinted but not sold or digitized for use on
any internet/computer network other than justnan.com.
Color Image at <http://www.justnan.com/cp2005.html>