



Newsletter of the Blue Ribbon Chapter

American Needlepoint Guild, Inc.

Volume 10, Issue 1

January 1, 2026

Indicates change

In person events (meetings, SIPs, and lunches) are weather permitting.

What's inside?

Calendar	1
Blue Ribbon ANG Chapter Meeting Minutes, December 16, 2025.....	2
Nametag	3
Blue Ribbon ANG Website....	3
January Study Topic – WIP Challenge	3
January Conversation Topic	3
Future Study Topics	3
Blogs	3
Interesting Needlework and Related Info on the Internet..	4
Needlework Holidays	4
Editor's Note	4
2025-26 WIP Challenges (December 1, 2025 – February 28, 2026)	5
Rainbow Gallery – Jeweled Heart	6

Calendar

Tuesday, January 20
6:00 – 7:00 pm
7:00 - 7:15 pm
7:15 - 8:30 pm

January 21
2:00 pm

February
February 1

February 7
1:00 – 3:00 pm

February 14
1:00 – 3:00 pm

February 21
1:00 – 3:00 pm

February 28
1:00 – 3:00 pm

February 28
12:00 – 1:00 pm

Tuesday, February 17
6:00 – 7:00 pm
7:00 - 7:15 pm
7:15 - 8:30 pm

Saturday, February 28
10:00 - 12:00 pm

Tuesday, March 17
6:00 - 7:00 pm
7:00 - 7:15 pm
7:15 - 8:30 pm

Saturday, March 28
10:00 - 12:00 pm

Tuesday, April 21
6:00 - 7:00 pm
7:00 - 7:15 pm
7:15 - 8:30 pm

Saturday, April 25
10:00 - 12:00 pm

Monthly meeting – Teams

Log in to Teams (6:00 pm); social/stitching time
Business meeting
Study topic – WIP Challenge

Set up exhibit at Coralville Library

National Embroidery Month

Stitch In Public Day

Demonstrate at Coralville Library

Demonstrate at Coralville Library

Demonstrate at Coralville Library

Bookmark Class at Coralville Library

Take down exhibit

Monthly meeting – Teams

Log in to Teams (6:00 pm); social/stitching time
Business meeting
Study topic – WIP Challenge

Stitch In Public – TBD

Monthly meeting – Knights of Columbus and Teams

Log in to Teams (6:00 pm); social/stitching time
Business meeting
Study topic – End of WIP Challenge

Stitch In Public – TBD

Monthly meeting – Knights of Columbus and Teams

Log in to Teams (6:00 pm); social/stitching time
Business meeting
Study topic – Sea Urchin

Stitch In Public – TBD

JANUARY

Visit the Blue Ribbon Chapter website at <https://www.blueribbonang.com>

Facebook page – <https://www.facebook.com/groups/4605737459498550>

Blue Ribbon ANG Chapter Meeting Minutes, December 16, 2025Board Meeting:

- President Heidi Parker called the meeting to order at 6:49 pm.
- Members present:
 - Heidi Parker, Joyce Pencook, Connie Rosene, Jamee Klein, Cindy Baldwin, Jamie Randall, Robin Rossignol, Ruth Topp, Beth Ellicott, Kareen Strumpel
- Old Business
 - Review and update of bylaws delayed to next year.
- New Business
 - None

Business Meeting:

- Reports
 - Secretary: November minutes archived as published
 - Treasurer: Jamee reported \$1,385.36 that dues received so far have been deposited. Dues are still coming in.
 - Membership: Reminded Connie to send new member materials to Debbie MacDonald.
- Reports
 - Secretary: October minutes archived as published
 - Treasurer: Jamee reported a balance of \$1,385.36. Dues received in cash will be deposited. Dues still coming in.
 - Membership: Connie will check to make sure everyone has paid their national dues.
- Old Business
 - 2026 events for February, National Embroidery month
 - Exhibit at Coralville Library – set up on January 31 and take down on February 28
 - Demonstrate at Coralville Library on Saturdays (7th, 14th, and 21st), 1-3 pm
 - Pattern darning bookmark class on the 28th, 1-3 pm
 - Winter Adult Reading Month (WARM) at the Coralville Library
 - Blue Ribbon will sponsor a crafting basket as a grand prize choice for people who complete the WARM challenge (read or listen to 3 books during February).
 - Cindy Baldwin suggested a gift certificate for Home Ec Workshop (<https://www.homeecworkshop.com/>) in Iowa City. Robin suggested Heritage Designs (<https://heritagedesignsquiltshop.com/>) in Amana. After some discussion, Home Ec Workshop was selected because they have a wider range of options (embroidery, knitting/crochet, quilting, sewing, etc.). We voted to donate a \$30 gift certificate. In addition, Cindy has some books to contribute.
 - The library will provide flyers for the exhibit and WARM sponsorship. Heritage Designs and The Home Ec Workshop have agreed to display them.

The Blue Ribbon Chapter of American Needlepoint Guild, Inc. (ANG), invites interested individuals, regardless of expertise, into membership. Dues are \$20 per year payable to the Chapter. You must be a current ANG member to belong to the Chapter. ANG membership information can be found at <http://www.needlepoint.org/membership.php>.

Guests and visitors are welcomed.

Meetings are held the 3rd Tuesday of every month (except May, July, and October) starting with a social time at 5:30 pm, with the formal meeting starting at 7:00 pm. These meetings are held at the Knights of Columbus, 1620 E Avenue NE, Cedar Rapids, IA and on Teams. Meetings in December, January, and February will be held on Teams only, starting with Teams login/social time at 6:30 pm, with the formal meeting starting at 7:00 pm.

Meetings in May, July, and October are held on the 2nd Saturday of the month starting with social time at 1:00 pm and the formal meeting beginning at 1:30 pm. The Saturday meetings are held at the North Liberty Public Library, 520 W. Cherry St, North Liberty, IA and on Teams.

Board meetings will be held in September, December, March, and June.

The Blue Ribbon ANG Newsletter is published monthly. Deadline for submission of items is the 20th day of each month.

Newsletter Editor: Cindy Baldwin cabaldwin1828@gmail.com

2025-2026 Officers

Past President Robin Rossignol (robin-ann-rossignol@uiowa.edu)

President Heidi Parker (handparker@gmail.com)

President Elect Cindy Baldwin (cabaldwin1828@gmail.com)

VP-Membership Connie Rosene (connie.rosen89@gmail.com)

Secretary Joyce Pencook (jpencook40@gmail.com)

Treasurer Jamee Klein (jameek34@gmail.com)

Chapter website: <https://www.blueribbonang.com/>

December Minutes (cont.)

- New Business
 - Opportunity to take a class with Wendy Moore. Cindy will send the information to the members. Notify Ruth Topp by 12/31 if you are interested.
- Upcoming Events
 - 1/20 – Meeting on Teams
- Meeting adjourned at 7:20 pm.

Respectfully submitted,
Joyce Pencook, Secretary

Nametag

Please remember to wear your nametags at meetings and when we are stitching in public.

Blue Ribbon ANG Website

Our website (<https://www.blueribbonang.com/>) has a Members Only page. When you go to the website, you'll see a Log In button to the right of ANG. Click on that and follow the instructions. Cindy Baldwin must approve access. Once you are approved, the last page on the website is Members. Click on that to add information about yourself.

Hover over Members and you'll see Files. You'll see several folders, including Study Topics. Patterns and information for past study topics are saved here. Anyone can create folders and add files. If you have questions, ask Cindy.

January Study Topic – WIP Challenge

Continuing to work on our WIPs. A table is provided at the end of the newsletter with your projects listed. Please let me know if I made any mistakes or missed anything.

January Conversation Topic

When and how did you learn to stitch?

Future Study Topics

Thanks to everyone for suggesting projects and voting. We chose the projects with the most votes, and the tentative schedule is below. We'll adjust the schedule if necessary as we go along.

- January, February – WIP challenge.
- March – End WIP challenge.
- April, June, July – Sea Urchin, Diane Grant. Needle Pointers, July 2014, pages 14-24.
- May – Nametag finishing
- August, October – Nordic Gnome, Kurdy Biggs.
- November, December, January, February 2027 – Art Deco Tree, Deborah Reichert. Needle Pointers, November/December 2024, pages 38-61.
- March, April 2027 – Hilton Head, Marilyn Owen. Needle Pointers, September/October 2021, pages 30-37.
- May 2027 – Yo-Yo/Dorset Button Ornament
- June 2027 – Diamond Elegance II, Barbara Richardson. Needle Pointers, July 2013, pages 32-33.
- July, August 2027 – Sedona Sunset, Kurdy Biggs. Needle Pointers, May/June 2025, pages 24-31.
- September, October 2027 – Fiesta, Mary Knapp. Needle Pointers, July/Aug 2022, pages 24-36.

Blogs

- Kansas City Needlepoint's Stitch Vault <https://www.kcneedlepoint.com/blogs/stitch-vault>
- How to Compensate <https://chillyhollownp.blogspot.com/2024/03/how-to-compensate.html> A list of websites with hints on compensation.

Interesting Needlework and Related Info on the Internet

- RSN Live Online Talks <https://royal-needlework.org.uk/events-exhibitions/online-talks/live-online-talks/> (Please note that these Talks are live online events and are not available to watch immediately afterwards. If you cannot watch the live event — or if you want to watch again in the future — some of our talks are re-released at a later date On Demand. Please note that there is a separate fee for Talks on Demand.)
- RSN Talks On Demand <https://royal-needlework.org.uk/events-exhibitions/online-talks/talks-on-demand/>
- Loveland Artist Anna Hultin Is Making Embroidery Cool Again <https://5280.com/loveland-artist-anna-hultin-is-making-embroidery-cool-again/>
- Poignant Bradford Cathedral embroidery on Antiques Roadshow <https://www.thetelegraphandargus.co.uk/news/25673483.poignant-bradford-cathedral-embroidery-antiques-roadshow/>
- Colorphilia. For the curious about color. <https://newsletter.colorphilia.com/>
- Best of 2025: Fiber Artists Leading the Resurgence of Textile Art <https://mymodernmet.com/best-fiber-textile-artists-of-2025/>
- Stitching with Winter Traditions <https://victoriasampler.com/blogs/cross-stitch-and-embroidery-articles/how-winter-traditions-meet-in-embroidery> **A nice summary of wintry motifs used in needlework.**
- Meticulously Stitched Leaves Transform into Tender Sculptures by Susanna Bauer <https://www.thisiscolossal.com/2025/12/susanna-bauer-stitched-leaves-rock-paper-scissors/>
- Adrienna Matzeg's Embroideries Serve Up the Nostalgic Charm of the Greasy Spoon <https://www.thisiscolossal.com/2025/12/adrienna-matzeg-order-up-embroideries/>

Needlework Holidays

- September is National Needlepoint Month.
- July 25th is National Thread the Needle Day.
- July 30th is World Embroidery Day.
- August 8th is World Cross Stitch Day.
- Stitch in Public day (Feb 1st) and the entire month of February is National Embroidery Month.

Editor's Note

Items included in the newsletter are ones that I think the membership might be interested in. I'm also happy to include news items or suggestions you send me, so please feel free to send things to me for inclusion in the next newsletter.

Cindy

2025-26 WIP Challenges (December 1, 2025 – February 28, 2026)

Name	Project Name, Designer	Goal	Progress		
			December	January	February
Connie Rosene	Angel Face, Judy Jeroy	Finish			
Beth Ellicott	Harmony of Nature Casket, Thistle Threads	Complete a panel			
	Christian Henry, Sassafras Samplers	Complete 6 pages (in addition to ~3 finished)			
Cindy Baldwin	Autumn Night Alphabet, Owl Forest Embroidery	10 hours/week (13 weeks)			
Ruth Topp	Desert Diamonds, Lisa Willis	Complete to edge of center cross. Finish completely if possible			
Jeannette Tombaugh	Granddaughter's birth announcement	Complete the body of the house			
Heidi Parker	Moon on the Water, Wendy Moore	Finish			
Joan Ackerman	Wildflowers	Finish			
	Seahorse	Finish			
Julia Ackerman	Animals Tree of Life, Climbing Goat	Finish			
	Sunday in the Park	Finish column			
Joyce Pencook	Or Nue' Flower, Joanne Hunt	Finish			
	Perforated Paper Ornament, Robin Rossignol	Finish			
Jamee Klein	Fantastique, Blackwork Journey	Finish			
	Summer Fireworks, Beautiful Stitches	Finish			

JEWELLED VALENTINE^{©1992}

A Cathy Slaton Design for Rainbow Gallery

MATERIALS:

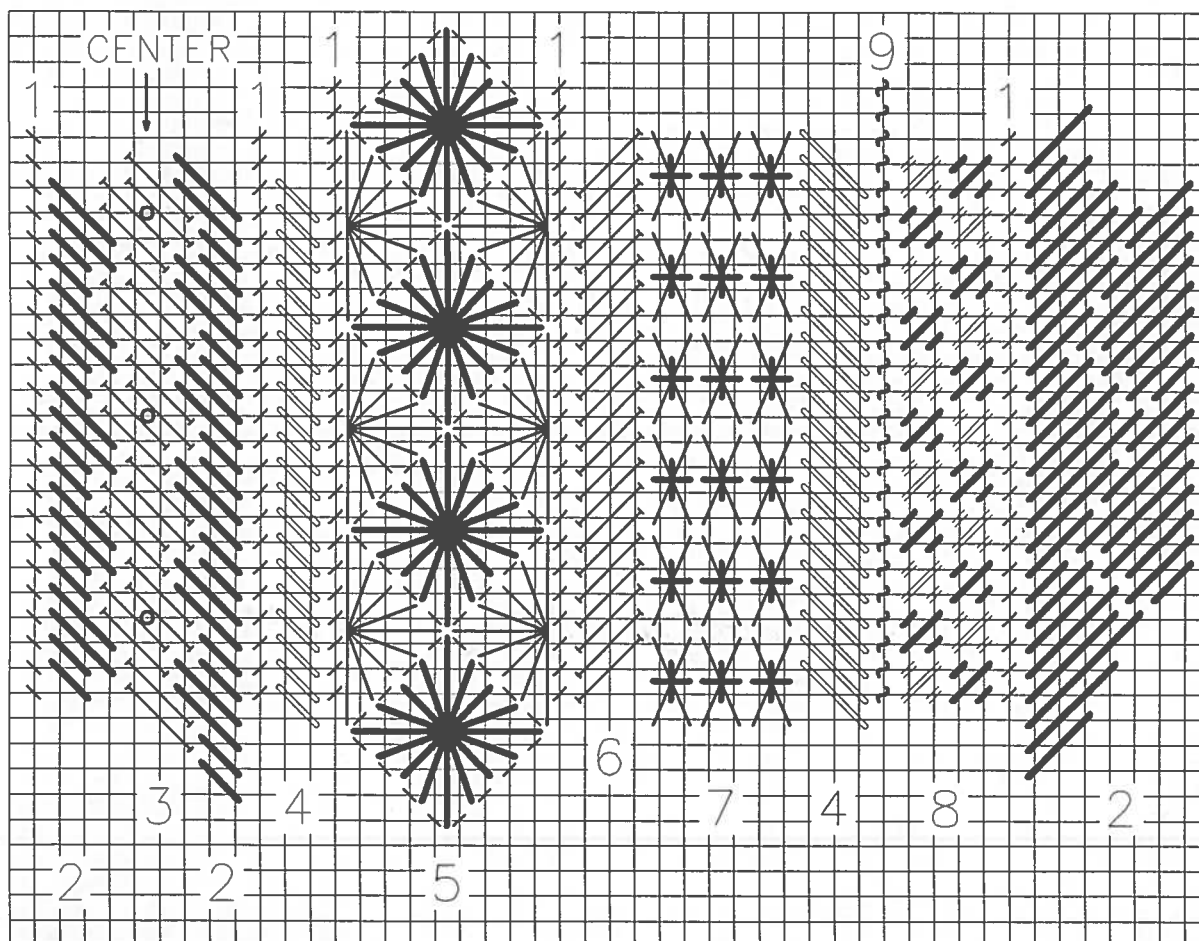

9" x 9"—# 14 Mono Canvas; Bars to fit

1 card each—Overture™ V56 & V57, Flair F502,
Neon Rays™ N20 & N09, Fyre Werks™ F38,
Cresta d'Oro™ C25 & C60,
Pebble Perle™ P61

Heart can also be made with all red and white
fibers from Rainbow Gallery.


The different symbols on the chart are meant to
show fiber changes only.

- Outline heart shape on canvas from template on
back page.
- Use parts of Overture V57 and V56. Do not use the
turquoise, yellow, green and orange. Cut these
out.
- Mirror chart to the left of the center motif.



AREA

1. Overture V57 (Red Heart)
2. Overture V56 (Macaw)
3. Cresta d'Oro C60 (White Pearl) with circles showing French Knots in C25 (Violet).
4. Neon Rays N09 (Purple)
5. Half Eyelets are Overture V57, full Eyelets are Overture V56 with French Knots in the center in Cresta d'Oro C60. Outline around full Eyelets with Cresta d'Oro C25.
6. Neon Rays N20 (Red)
7. Long crosses are Overture V56, upright crosses are Cresta d'Oro C60.
8. Double lines are Pebbly Perle P61 (Orchid), heavy lines are Fyre Werks F38 (Red).
9. Flair F502 (White)



FINISHING—Cut heart shape out of cardboard, fleece and velvet. Snip and fold velvet around cardboard. Glue in place. Lay fleece on top of cardboard. Then lay needlepoint on top and hand stitch in place folding under to match shape of heart. Twist favorite threads to make braid. Hand sew in place around edge. Make tassel and attach to bottom of heart. Add loop of braid at top for hanger.

Permission granted for shop owners and guilds to copy. ©1992 Rainbow Gallery