



Newsletter of the Blue Ribbon Chapter

American Needlepoint Guild, Inc.

Volume 6, Issue 11

November 1, 2022

What's inside?

Calendar	1
Blue Ribbon ANG Chapter Meeting Minutes, October 8, 2022	2
Nametag	3
November Study Topic – Diagonal Stitches and Cross Stitch Samplers.....	3
December, January, February Study Topic – Summer Fireworks.....	3
Blue Ribbon ANG Website....	3
Future Study Topics	4
Blogs	4
Videos.....	4
Interesting Needlework and Related Info on the Internet ..	4
Editor's Note	4
Library	5
Diagonal Stitches and Cross Stitch Samplers.....	6

Calendar

Saturday, November 5
1:00 - 3:00 pm

Tuesday, November 8
6:30 - 7:00 pm
7:00 - 7:30 pm
7:30 - 8:30 pm

Monday, November 14
1:00 - 3:00 pm

Wednesday, November 16
1:00 - 4:00 pm

Sunday, November 20
1:00 - 3:00 pm

Saturday, December 3
1:00 - 3:00 pm

Tuesday, December 13
6:30 - 7:00 pm
7:00 - 7:30 pm
7:30 - 8:30 pm

Sunday, December 18
1:00 - 3:00 pm

Wednesday, December 21
1:00 - 4:00 pm

Saturday, January 7
1:00 - 3:00 pm

Tuesday, January 10
6:30 - 7:00 pm
7:00 - 7:30 pm
7:30 - 8:30 pm

Sunday, January 15
1:00 - 3:00 pm

Wednesday, January 18
1:00 - 4:00 pm

Stitch-In-Public – Cedar Rapids Public Library, 450 Fifth Avenue SE, Cedar Rapids

Monthly meeting – Skype

Social/stitching time; log in to Skype (6:30 pm)
Chapter business meeting
Study topic – Diagonal Stitches Sampler

Stitch-In-Public – Coralville Public Library, 1401 5th St, Coralville

Stitch-In-Public – National Czech & Slovak Museum & Library Please let Joyce Pencook know by **Monday, November 14** if you plan to stitch at the Museum. Joyce's number is 319-491-6227.

Stitch-In-Public – Create Exchange, 615 Center Point Rd NE, Cedar Rapids

Stitch-In-Public – Cedar Rapids Public Library, 450 Fifth Avenue SE, Cedar Rapids

Monthly meeting – Skype

Social/stitching time; log in to Skype (6:30 pm)
Board meeting and chapter business meeting
Study topic – Summer Fireworks

Stitch-In-Public – Create Exchange, 615 Center Point Rd NE, Cedar Rapids

Stitch-In-Public – National Czech & Slovak Museum & Library

Stitch-In-Public – Cedar Rapids Public Library, 450 Fifth Avenue SE, Cedar Rapids

Monthly meeting – Skype

Social/stitching time; log in to Skype (6:30 pm)
Chapter business meeting
Study topic – Summer Fireworks

Stitch-In-Public – Create Exchange, 615 Center Point Rd NE, Cedar Rapids

Stitch-In-Public – National Czech & Slovak Museum & Library

Visit the Blue Ribbon Chapter website at <https://www.blueribbonang.com>

Facebook page – <https://www.facebook.com/Blue-Ribbon-ANG-102362961642607>



Blue Ribbon ANG Chapter Meeting Minutes, October 8, 2022

Members Present: Kareen Strumpel, Cindy Baldwin, Robin Rossignol, Joyce Pencook, Jamie Randall, Karen Rajtora, Shanel Slater (Skype), Heidi Parker, Dee Hill (Skype), and Connie Rosene and guest (via Skype) Meri Vos.

President Robin Rossignol called the meeting to order at 1:33 PM

Updates on Chapter events:

Classes: Two participants showed up to the cross stitch workshop offered at the North Liberty Library on Oct 1. Robin and Cindy provided lots of individual attention.

President Rossignol reported that the Coralville Rec Center offers a senior activity called Coffee and Crafts that she attended. The Rec Center would be interested in having our chapter offer stitching classes.

Czech Museum: Joyce Pencook reported the next Stitch-in-Public event at the Czech Museum will be Wednesday, Oct. 19, 1-3 PM. Kareen will stitch with her.

Minutes from the September 2022 meeting were approved as published and archived.

Treasurer Lori Barton sent her report:

Current balance = \$1,307.96

Reports:

Membership: Kareen Strumpel reported no new members. Cindy Baldwin introduced Meri Vos who sought out our chapter following her visit to the Iowa State Fair Fabrics & Threads Exhibit. She is from Waukee and is a member of ANG National.

Create Exchange: Kareen plans to attend on Sunday Oct. 16 at 1 PM.

Stitch-in-Public Events: Shanel Slater has arranged for regular events at the downtown Cedar Rapids Public Library on the first Sat. of each month beginning Nov. 5. Cindy Baldwin noted that participants should take chapter bookmarks and business cards to pass out when anyone shows an interest. Robin Rossignol encouraged participants to draw in people who seem to be interested and invite them for a closer look and to field questions about our organization.

Old Business:

ANG Donations: Heidi has still not been heard back from ANG to accept donations for the next year's national fundraiser.

The Blue Ribbon Chapter of American Needlepoint Guild, Inc. (ANG), invites interested individuals, regardless of expertise, into membership. Dues are \$20 per year payable to the Chapter. You must be a current ANG member to belong to the Chapter. ANG membership information can be found at <http://www.needlepoint.org/membership.php>.

Guests and visitors are welcomed.

Meetings are held the 2nd Tuesday of every month (except May, July, and October) starting with a social time at 5:30 pm, with the formal meeting starting at 7:00 pm. These meetings are held at the Knights of Columbus, 1620 E Avenue NE, Cedar Rapids, IA and on Skype. Meetings in December, January, and February will be held on Zoom only, starting with Zoom login/social time at 6:30 pm, with the formal meeting starting at 7:00 pm.

Meetings in May, July, and October will be held on the 2nd Saturday of the month starting with social time at 1:00 pm and the formal meeting beginning at 1:30 pm. The Saturday meetings are held at the North Liberty Public Library, 520 W. Cherry St, North Liberty, IA and on Skype.

Board meetings will be held in September, December, March, and June.

The Blue Ribbon ANG Newsletter is published monthly. Deadline for submission of items is the 20th day of each month.

Newsletter Editor: Cindy Baldwin cabaldwin1828@gmail.com

2022-2023 Officers

Past President Kareen Strumpel (kareen@imonmail.com)

President Robin Rossignol (robin-ann-rossignol@uiowa.edu)

President Elect Jamee Klein (jameek34@gmail.com)

VP-Membership Kareen Strumpel (kareen@imonmail.com)

Secretary Connie Rosene (crosene@kirkwood.edu)

Treasurer Lori Barton (lmbtb13@gmail.com)

Chapter website: <https://www.blueribbonang.com/>

October 8, 2022, Minutes (continued)**New Business:**

We will hold our November meeting via Skype since the Knights of Columbus Hall will be used for a polling site.

Upcoming Programs:

Dec/Jan/Feb we will meet on Skype and stitch "Summer Fireworks." Robin provided suggestions for selecting colors.

Meeting was adjourned at 1:54 PM.

Next meeting will be held on Tuesday, November 8 at 1:00 by Skype.

Program: Robin Rossignol gave an interactive presentation on color theory, the color wheel and choosing colors for your projects when you like a pattern but not the colors offered.

Respectfully submitted,
Connie Rosene, Secretary

Nametag

Since we have new members, it is time to start wearing our nametags at meetings and when we are stitching in public.

November Study Topic – Diagonal Stitches and Cross Stitch Samplers

We will use one or two of ANG's Holed Up Minis (<https://www.needlepoint.org/page/HUMs>) to apply what we learned from the October meeting. The patterns are Diagonal Stitches Sampler and Cross Stitch Sampler by Marilyn Owen. The patterns are attached at the end of the newsletter. The dimensions are about 3x3 inches.

You will need a piece of 18-ct canvas and threads from your stash. Try to find an overdyed thread that has at least 3 colors, then look for threads that complement the colors. You will use the threads to stitch one or both samplers and play with color combinations.

December, January, February Study Topic – Summer Fireworks

Summer Fireworks is by the same designer as Autumn Fireworks [Beautiful Stitches in Australia (<http://beautifulstitches.com.au/>)] and uses similar materials. We will not be teaching the project, per se, but Robin and Cindy will talk about the project and help with the stitches as needed. The instructions are attached.

The stitched area is about 2.5" x 8.5". The designer suggests adding about an inch to each side, but you may want to add more depending on how you want to finish it. (Minimum size would be about 4.5 x 10.5", 1" added to each side; for framing, add 2-3" to each side.) You will need to mount the Congress cloth on stretcher bars so you'll want to round up.

It is stitched on Congress cloth using stranded silk and cotton threads. You will need an overdyed thread with at least 3 colors in it, plus 4 solid-colored threads that coordinate with the colors in the overdyed thread. You can use any colors you like. You can use all cotton, all silk, or a combination. **Note that you will need an additional color if you want to use the same threads as for Autumn Fireworks** (this is a good time to practice what you learned about color in October).

Michael's carries a good selection of DMC's Color Variations and Coloris threads. Congress cloth, thread, and stretcher bars can be ordered from Fiberworks in Waverly - <https://www.myfiberworks.com/>.

You should have your Congress cloth mounted on stretcher bars before the meeting so you are ready to stitch. Please read through the instructions before the meeting.

You could also choose to stitch the project on a different ground cloth, e.g., 18-count canvas or linen. Watercolors and pearl cottons would work well on 18-count canvas.

Blue Ribbon ANG Website

Our website (<https://www.blueribbonang.com/>) has a Members only page. When you go to the website, you'll see a Log In button to the right of ANG. Click on that and follow the instructions. Cindy Baldwin must approve access. Once you are approved, the last page on the website is Members. Click on that to add information about yourself.

Hover over Members and you'll see Files. You'll see several folders, including Study Topics. Patterns and information for past study topics are saved here. Anyone can create folders and add files. If you have questions, ask Cindy.

Future Study Topics

A tentative schedule for future study topics is provided below. This is based on the quasi poll that we did during the June meeting.

- March, April – Fantastique, a pulled thread and blackwork design by Elizabeth Almond. We will spend 2-3 meetings on this. You will need to purchase the pattern, but the cost is only about \$5 (+/- a bit depending on the exchange rate). You can purchase the pdf pattern at <https://www.blackworkjourney.co.uk/projects2.html> (scroll down to Fantastique [yes, it is misspelled on the website] and click on Add to Cart). She will send you the pdf chart via email.

The project is stitched on linen and is a combination of blackwork and pulled thread with a few surface stitches. The instructions call for 28-count linen, but you could use any count linen or evenweave, Congress Cloth, or even 18-count canvas. You will need an overdyed strandable thread and a coordinating solid color and some beads. The outline is traced onto the fabric before stitching.



Blogs

- 3 Common Needlepoint Mistakes & How to Avoid Them <https://needlepoint.com/blogs/needlepoint-know-how/3-common-needlepoint-mistakes-how-to-avoid-them>

Videos

- Thread Talks-Learn More About Straw Silk! <https://needlepoint.com/blogs/needlepoint-know-how/thread-talks-learn-more-about-straw-silk>
- How to make stitch frames at home- step-by-step tutorial <https://www.youtube.com/watch?v=r7pPvituXuA> This is a step-by-step tutorial on making stitch frames (scroll frames) from materials obtained at the hardware store.

Interesting Needlework and Related Info on the Internet

- Stitching with straw - <https://thestrashop.com/meet-natalia-lashko/>
- 10 How-To Embroidery Books Filled with Creative Stitching Projects <https://mymodernmet.com/how-to-embroidery-books/>
- Claire de Waard: Playing with tradition <https://www.textileartist.org/claire-de-waard-playing-with-tradition/> another embroiderer who uses straw <https://www.clairedewaard.com/>
- Why Crafts are good for Mental Health and Well-Being <https://www.unwind.studio/blogs/unwind-studio-blog/6-reasons-why-crafts-are-good-for-your-mental-health>
- Embroidery Artist Meticulously Recreates Art History's Most Iconic Works as Tiny Brooches <https://mymodernmet.com/ira-pashkevych-embroidery-brooches/>
- White Christmas Poinsettia https://bluedogwooddesigns.com/featured_item/white-christmas-poinsettia/ Check this out if you are interested in pulled thread on canvas. I have stitched other projects from Blue Dogwood Designs and the instructions are easy to follow.

Editor's Note

Items included in the newsletter are ones that catch my attention in which I think the membership might be interested. I'm also happy to include news items or suggestions you send me, so please feel free to send things to me for inclusion in the next newsletter.

Cindy

Library

The updated library list is below. Robin has the books and will bring them to meetings. The list is also saved to the Blue Ribbon Website.

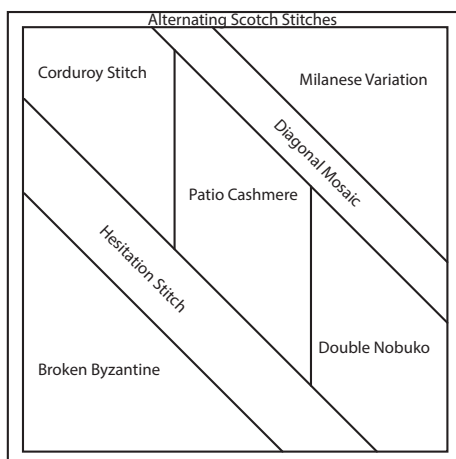

Title	Author Name	Description
Anchor Book of Canvaswork Embroidery Stitches	Anchor	Canvaswork
Anchor Book of Counted Thread Embroidery Stitches	Anchor	Counted thread
Anchor Book of Crewelwork Embroidery Stitches	Anchor	Crewelwork
Anchor Book of Free-Style Embroidery Stitches	Anchor	Free style
Anchor Book of Hardanger Embroidery Stitches	Anchor	Hardanger
Anchor Book of Ribbon Embroidery Stitches	Anchor	Ribbon
Anchor Color Card	Anchor	Design
Anchor Manual of Needlework	Anchor	General needlework
A-Z of Embroidery Stitches	Country Bumpkin Publications	Stitches
Beautiful Bargello	Petschek, Joyce	Bargello
Elegant Stitches	Montano, Judith Baker	Crazy quilting
Father B's 21 st Century Book of Stitches	Blackburn, Jr., The Rev. Robert E.	Stitches
Finishing and Mounting Your Needlepoint Piece	Ireys, Katharine	Finishing
Floral Stitches	Montano, Judith Baker	Crazy quilting
Learn How Book: Knitting, Crochet, Tatting, Embroidery	Coats & Clark	General needlework
Needlepoint Bargello	Kaestner, Dorothy	Bargello
Ribbon Basics	Hiney, Mary Jo; Anckner, Joy	Ribbon
Stitch Sampler	Ganderton, Lucinda	Stitches
The Complete Encyclopedia of Stitchery	Ryan, Mildred Graves	General needlework
The Complete International Book of Embroidery	Gostelow, Mary	General needlework
The Dictionary of Needlework	Caulfield, Sophia Frances Anne; Saward, Blanche	General needlework
The Needlepoint Book	Ipplito Christensen, Jo	Needlepoint
The Open Canvas	Ambuter, Carolyn	General needlework
The Thread Thesaurus	Caswell, Ann; Howren, Suzanne; Robertson, Beth	General needlework
Woman's Day Book of American Needlework	Lane, Rose Wilder	General needlework



A gift for you from the American Needlepoint Guild

Diagonal Stitches Sampler

by Marilyn Owen
mlowen24@mac.com



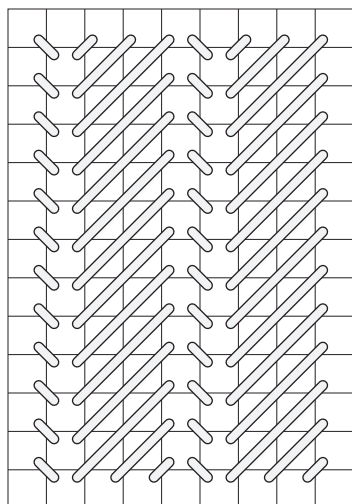
Design Size 54 x 54 threads

The colors in the chart are only to help you read it.

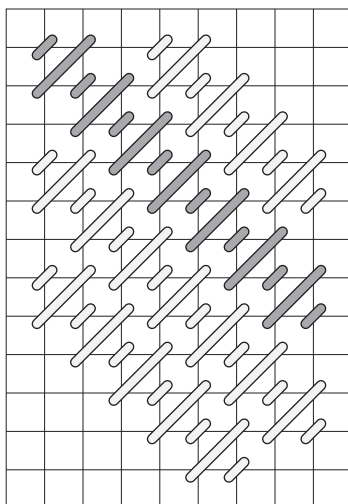
Choose your own colors. Experiment with new threads. Use your stash.

Change any or all stitches to use only a single thread.

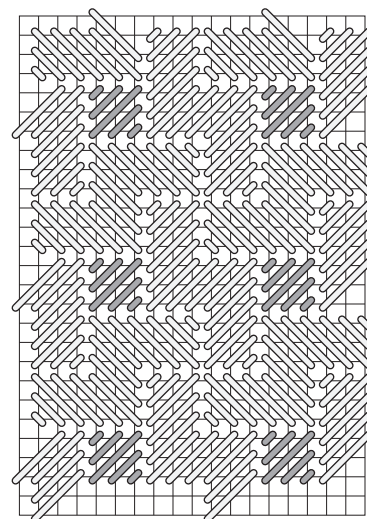
Use as a notebook sampler, keeping the stitched piece with the stitch diagrams for future use.



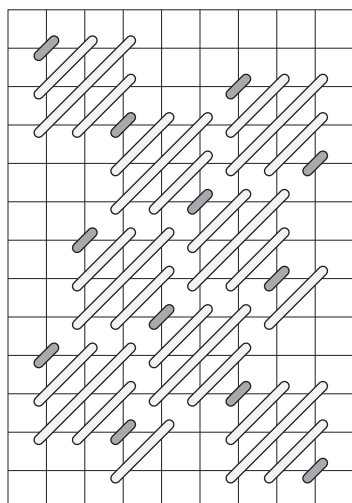
Corduroy Stitch



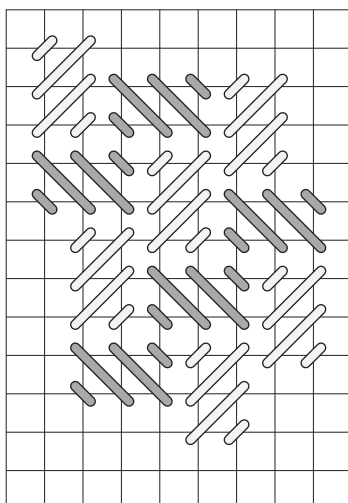
Diagonal Mosaic Stitch



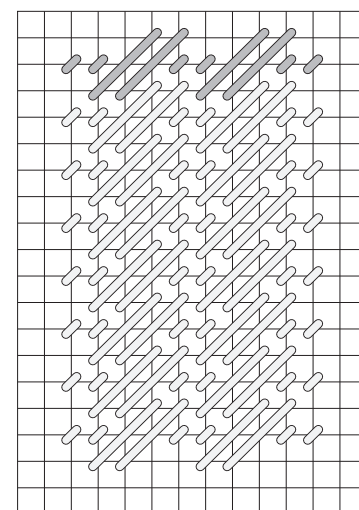
Broken Byzantine




Hesitation Stitch



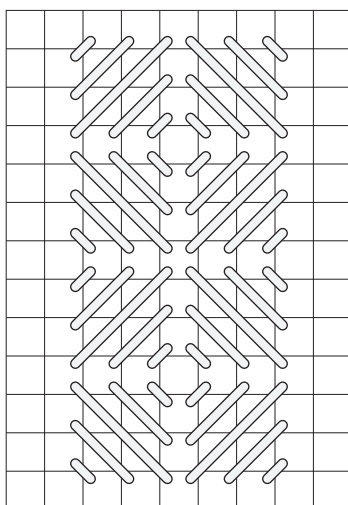
Patio Cashmere




Double Nobuko Stitch



Milanese Variation



Alternating Scotch Stitch

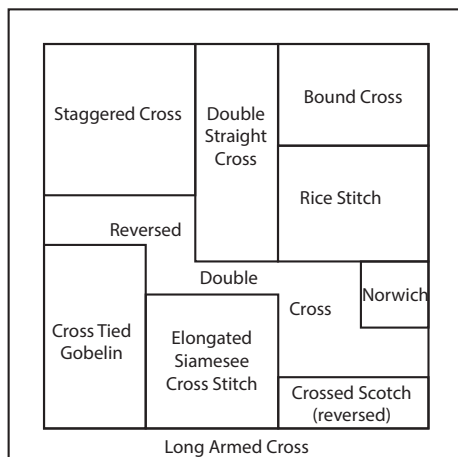





A gift for you from the American Needlepoint Guild

Crossed Stitches Sampler

by Marilyn Owen
mlowen24@mac.com



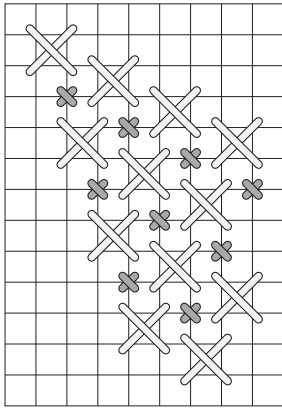
Design Size 54 x 54 threads

The colors in the chart are only to help you read it.

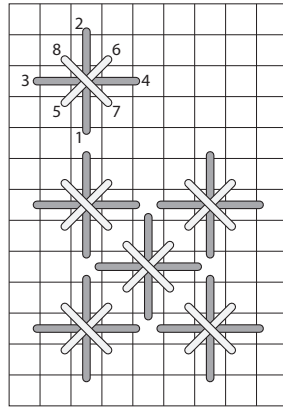
Choose your own colors. Experiment with new threads. Use your stash.

Change any or all stitches to use only a single thread.

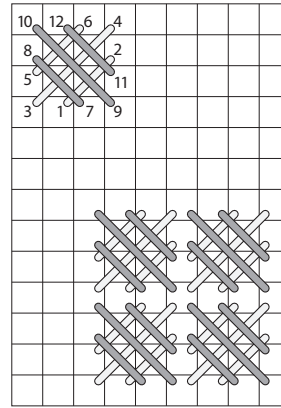
Use as a notebook sampler, keeping the stitched piece with the stitch diagrams for future use.



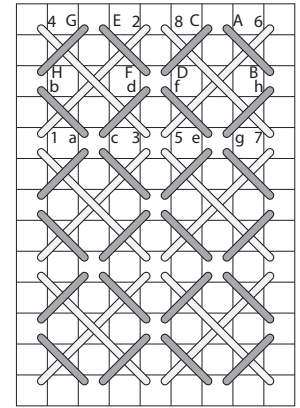
Staggered Cross



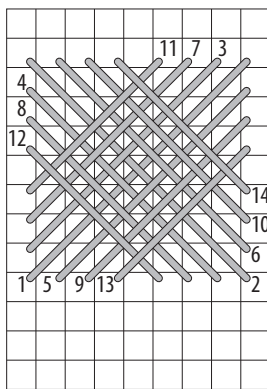
Double Straight Cross



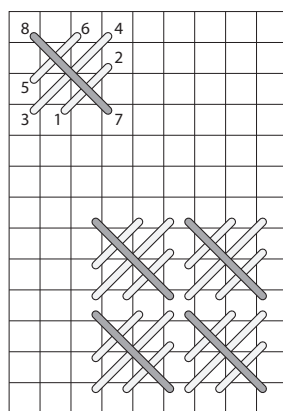
Bound Cross



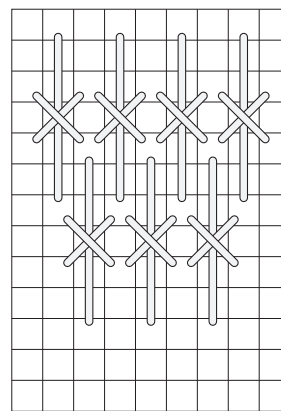
Rice Stitch




Norwich Stitch




Crossed Scotch



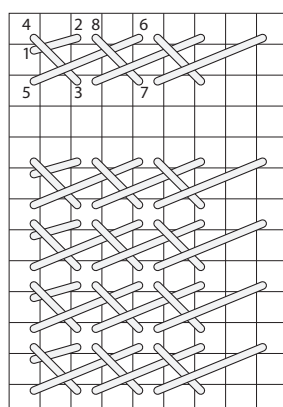
Cross Tied Gobelin



Elongated Siamese Cross



Reversed Double Cross



Long Armed Cross

