



# Newsletter of the Blue Ribbon Chapter

## American Needlepoint Guild, Inc.

### Volume 5, Issue 9

### September 1, 2021

#### What's inside?

**Calendar** ..... 1

**August 10, 2021 Meeting Minutes**..... 2

**President's Letter**..... 2

**August Study Topic – Blue Ribbon PHD Program and State Fair Recap**..... 2

**Iowa State Fair Winners**..... 3

**Future Study Topics** ..... 3

**Interesting Needlework and Related Info on the Internet**.. 3

**Videos/Podcasts** ..... 3

**List of Books in Library** ..... 3

**Editor's Note** ..... 5

**Directions to Knights of Columbus Hall**..... 6

**Directions to North Liberty Public Library** ..... 6

**Rainbow Gallery Pattern**..... 7

#### Calendar

<p>Tuesday, September 14 5:00 - 6:30 pm 6:30 - 7:00 pm 7:00 - 8:00 pm</p> <p>Wednesday, September 15 1:00 - 4:00 pm</p> <p>Tuesday, September 28 4:00 - 6:00 pm</p> <p>Saturday, October 9  1:00 - 1:30 pm 1:30 - 2:00 pm 2:00 - 4:00</p> <p>Wednesday, October 20 1:00 - 4:00 pm</p> <p>Tuesday, October 26 4:00 - 6:00 pm</p> <p>Tuesday, November 9 5:00 - 6:30 pm 6:30 - 7:00 pm 7:00 - 8:00 pm</p> <p>Wednesday, November 17 1:00 - 4:00 pm</p> <p>Tuesday, November 23 4:00 - 6:00 pm</p> <p>Tuesday, December 14 6:00 - 6:30 pm 6:30 - 7:00 pm 7:00 - 8:00 pm</p> <p>Wednesday, December 15 1:00 - 4:00 pm</p> <p>Tuesday, December 28 4:00 - 6:00 pm</p>	<p><b>Monthly meeting – Knights of Columbus and Zoom</b> Log in to Zoom (6:00 pm); social/stitching time Board and business meetings Study topic – Blue Ribbon PHD and State Fair Recap</p> <p><b>Stitching at the National Czech &amp; Slovak Museum &amp; Library</b> <b>Please notify Joyce Pencook by Monday, September 13 if you plan to stitch at the Museum. Joyce's number is 319-491-6227.</b></p> <p><b>Thread Play on Zoom</b> Time to stitch and chat</p> <p><b>Monthly meeting – North Liberty Public Library and Zoom</b> Log in to Zoom; social/stitching time Business meeting Study topic – Perforated Paper Ornament</p> <p><b>Stitching at the National Czech &amp; Slovak Museum &amp; Library</b></p> <p><b>Thread Play on Zoom</b> Time to stitch and chat</p> <p><b>Monthly meeting – Knights of Columbus and Zoom</b> Log in to Zoom (6:00 pm); social/stitching time Business meeting Study topic</p> <p><b>Stitching at the National Czech &amp; Slovak Museum &amp; Library</b></p> <p><b>Thread Play on Zoom</b> Time to stitch and chat</p> <p><b>Monthly meeting – on Zoom</b> Log in to Zoom; social/stitching time Business meeting Study topic</p> <p><b>Stitching at the National Czech &amp; Slovak Museum &amp; Library</b></p> <p><b>Thread Play on Zoom</b> Time to stitch and chat</p>
--	---

Visit the Blue Ribbon Chapter website at <https://www.blueribbonang.com>

Facebook page – <https://www.facebook.com/Blue-Ribbon-ANG-102362961642607>



## August 10, 2021, Meeting Minutes

Meeting cancelled due to weather.

### President's Letter

Dear Blue Ribbon ANG members - We missed our August meeting due to a very nasty storm in CR. When the rain was moving horizontally and the streetlights came on in the afternoon, I was glad to be home safe and dry.

We will still plan on starting our PHD project at the September meeting, so I hope you all have chosen a piece to finish during this coming year. Please bring it with you to the September meeting so the rest of us can learn what your piece is. Mine is all laid out ready to go. 😊

Robin and Cindy should be able to fill us in on how the Make It and Take It went at the State Fair. We will also need to do some planning as to what we will be doing for next year's fair.

Looking forward to seeing you all at the September meeting.

Kareen

## August Study Topic – Blue Ribbon PHD Program and State Fair Recap

September 2021 through August 2022. PHD stands for project half done.

Starting at our August meeting, each member needs to bring a PHD that they have not worked on in 2021. At the August meeting, each member will show her piece and share the reason(s) why she stopped working on it, e.g., got bored, got confused, decided it was too much work at the time, etc. Running out of thread isn't an acceptable reason because that is an easily solved problem

After we have shared our pieces and reason(s), members may look at the projects and ask questions and offer suggestions to try, or whatever might help. We should have time to spend working on the piece after the discussion.

At the end of the meeting, we will continue to work on our projects. We will bring them back at the November, March, and July meetings to share progress and offer advice and encouragement.

The reason for this program is to encourage us to take a look at the progress we have made this year and to assess whether we have made progress because someone helped us to succeed or because our skills have improved enough to enable good progress. Kareen's hope is that everyone will feel good about herself and her improving skills by our July 2022 meeting.

### State Fair Recap

Bring your Fair entries for show and tell. Robin and Cindy will report on the make it/take it class and other Fair business.

The Blue Ribbon Chapter of American Needlepoint Guild, Inc. (ANG), invites interested individuals, regardless of expertise, into membership. Dues are \$20 per year payable to the Chapter. You must be a current ANG member to belong to the Chapter. ANG membership information can be found at <http://www.needlepoint.org/membership.php>.

Guests and visitors are welcomed.

Meetings are held the 2<sup>nd</sup> Tuesday of every month (except May, July, and October) starting with a social time at 6:00 pm, with the formal meeting starting at 6:30 pm. These meetings are held at the Knights of Columbus, 1620 E Avenue NE, Cedar Rapids, IA and on Zoom.

Meetings in May, July, and October will be held on the 2<sup>nd</sup> Saturday of the month starting with social time at 1:00 pm and the formal meeting beginning at 1:30 pm. The Saturday meetings are held at the North Liberty Public Library, 520 W. Cherry St, North Liberty, IA and on Zoom.

Board meetings will be held in September, December, March, and June.

The Blue Ribbon ANG Newsletter is published monthly. Deadline for submission of items is the 20<sup>th</sup> day of each month.

Newsletter Editor: Cindy Baldwin [cabaldwin1828@gmail.com](mailto:cabaldwin1828@gmail.com)

#### **2019-2020 Officers**

Past President Connie Rosene ([crosene@kirkwood.edu](mailto:crosene@kirkwood.edu))

President Kareen Strumpel ([kareen@imonmail.com](mailto:kareen@imonmail.com))

President Elect Robin Rossignol ([robin-ann-rossignol@uiowa.edu](mailto:robin-ann-rossignol@uiowa.edu))

VP-Membership Cindy Baldwin ([cabaldwin1828@gmail.com](mailto:cabaldwin1828@gmail.com))

Secretary Connie Rosene ([crosene@kirkwood.edu](mailto:crosene@kirkwood.edu))

Treasurer Lori Barton ([lmbtb13@gmail.com](mailto:lmbtb13@gmail.com))

Chapter website: <https://www.blueribbonang.com/>

## Iowa State Fair Winners

Janice Blubaugh of Des Moines won Blue Ribbon ANG's award for Best of Show in Needlepoint.

Congratulations to our members who entered pieces in the Fair. I think I have everyone listed below, but please let me know if I missed something. These are just the needlework entries; I know some of our members entered projects in other categories but did not hunt those up.

- Rita Weinberg: Needlepoint Picture – 2<sup>nd</sup> place; Surface Embroidery - Accessory for Needlework – 3<sup>rd</sup> place; Surface - Silk & Metal Embroidery – 1<sup>st</sup> place; Surface – Stumpwork – 2<sup>nd</sup> place; Machine – Towel – 2<sup>nd</sup> place; Machine – Pillow – Honorable Mention; Machine - Machine Applique Item – 3<sup>rd</sup> place; Senior Division Needlepoint Item – 1<sup>st</sup> place
- Emily Barton: Needlepoint Item Made with Mixed Fibers – 1st place
- Kareen Strumpel: Needlepoint Holiday Decoration / Stocking / Ornaments – 3<sup>rd</sup> place; Surface Embroidery Picture – 3<sup>rd</sup> place
- Connie Rosene: Needlepoint Holiday Decoration / Stocking / Ornaments – honorable mention
- Jamie Randall: Surface Embroidery - Accessory for Needlework – 2<sup>nd</sup> place; 3 Dimensional Cross Stitch – 3<sup>rd</sup> place
- Lori Barton: Surface - Item Made Using English Smocking Techniques – 2<sup>nd</sup> place
- Cindy Baldwin: Cross Stitch Picture (under 15 inches) – 3<sup>rd</sup> place

## Future Study Topics

We will continue to discuss this at the September meeting.

## Interesting Needlework and Related Info on the Internet

- Anatomical Embroideries Use Precise Stitches and Beads to Portray Muscles, Organs, and Bodily Systems <https://www.thisiscolossal.com/2021/08/ambroidering-anatomy/>
- Ducks, Otters, and Other Wildlife Plunge into Water in Intricate Split-View Embroideries <https://www.thisiscolossal.com/2021/08/megan-zaniewski-embroidery/>
- Ornate Murals by Nespoon Cloak Blank Facades in Traditional Lace Patterns <https://www.thisiscolossal.com/2021/08/nespoon-lace-murals/>
- Mango dress made from 700 seeds a four-month labour of love by teenager to highlight waste <https://www.abc.net.au/news/2020-11-13/teenager-makes-sustainable-dress-from-700-mango-seeds/12875412>
- Tips and Tricks of Compensating Stitches <https://needlepoint.com/blogs/needlepoint-know-how/tips-tricks-of-compensating-stitches>  
[This is an excellent review of ways to make compensation simpler.](#)
- The National Academy of Needlearts (NAN) has provided instructions for 4 different ways to stitch a heart – needlepoint, blackwork, pulled thread, and hardanger <https://needleart.org/publications/free-patterns/hearts/>
- The wonderful, wacky world of FlossTube and the return of cross-stitch <https://www.eastbaytimes.com/2021/08/16/floss-tube/>
- 5 Ways to Deal with a Single Cross Stitch [with Video] <https://www.notoriousneedle.com/deal-with-single-cross-stitch/>
- Secrets of Blending Filament revealed! <http://www.kreinik.com/shops/Secrets-of-Blending-Filament-revealed.html>

## Videos/Podcasts

- Pillow Talk: Learn the Lingo to Get Your Best Finish Yet! [https://www.youtube.com/watch?v=TzJBkhaJ\\_Qw](https://www.youtube.com/watch?v=TzJBkhaJ_Qw)
- Talks On Demand - Catch up on exclusive talks focusing on the RSN's history, hand embroidery techniques and our acclaimed exhibitions <https://royal-needlework.org.uk/events-exhibitions/online-talks/talks-on-demand/>

## List of Books in Library

Please review this list so we can continue to discuss which books we want to keep in the library at the November meeting. I've highlighted the ones we've decided to keep so far.

Title	Author Last Name	Author First Name	Description
A Gardener's Book of Needlepoint	Bodi, Merrill, deMontesemolo	Jack, Meg, Catherine	Needlepoint
A-Z of Embroidery Stitches	Country Bumpkin Publications		Stitches
America's Best Cross-Stitch	Better Homes and Gardens		Cross stitch
Anchor Book of Counted Thread Embroidery	Allsopp	Dorothy A.	Counted thread
Anchor Color Card	Anchor		Design
Anchor Manual of Needlework	Anchor		General needlework
Art of Embroidery	Gostelow	Mary	General needlework
Bargello Florentine Canvas Work	Williams	Elsa S.	Bargello
Beautiful Bargello	Petschek	Joyce	Bargello
Better Homes and Gardens Needlepoint	Better Homes and Gardens		Needlepoint
Canvaswork			Needlepoint
Complete Guide to Needlework	Reader's Digest		General needlework

Title	Author Last Name	Author First Name	Description
Counted Thread Embroidery Stitches	Anchor Book		Stitches
Creative Canvas Work	Williams	Elsa S.	Needlepoint
Creative Needlepoint Borders	Wall	Maggie	Borders
Decorative Knots	Budworth	Geoffrey	Knots
Decorative Needlepoint	Hickman	Julie	Needlepoint
Elaine Slater's Book of Needlepoint Projects	Slater	Elaine	Needlepoint
Elegant Stitches	Montano	Judith Baker	Crazy quilting
Embroidery Book	Gostelow	Mary	General needlework
Embroidery for the Home	Bullen	Jenny	Embroidery
Embroidery Techniques & Patterns	Bayard	Marie-Noelle	Counted thread
Encyclopedia of Design	Hart	Harold H.	Design
Evenweave Specialty Stitches	Leisure Arts		Stitches
Father B's 21st Century Book of Stitches	Blackburn, Jr.	The Rev. Robert E.	Stitches
Finishing and Mounting Your Needlepoint Piece	Ireys	Katharine	Finishing
Floral Patterns for Needlecraft and The Decorative Arts	Oleson	Karen E	General needlework
Floral Stitches	Montano	Judith Baker	Crazy quilting
Freeform Bargello	Stevens	Gigs	Bargello
Glorious Needlepoint	Fassett	Kaffe	Needlepoint
Gobelin Stitch Embroidery	Chatterton	Pauline	General needlework
Lady Evelyn's Needlework Collection	Digges, Fehd, Lawson, Vogt	Mary-Dick, Dolly Norton, Nancy, Martha Pearle	General needlework
Learn How Book Knitting Crochet Tatting Embroidery	Coats & Clark		General needlework
Letters and Numbers for Needlepoint	Parker	E.M.	Alphabet
Lexington Lace for Needlepoint	Gantt	Joan D.	Needlepoint
McCall's Needlework Treasury	McCall's		General needlework
Monograms The Art of Embroidered Letters	O'Connor	Susan	Alphabet
More Needlepoint from America's Great Quilt Designs	Davis, Giammattei	Mary Kay, Helen	Needlepoint
More Needlework Blocking and Finishing	Burchette	Dorothy	Finishing
Needleplay	Wilson	Erica	Needlepoint
Needlepoint and Pattern	Katzenberg	Gloria	Needlepoint
Needlepoint Bargello	Kaestner	Dorothy	Bargello
Needlepoint for Everyone	Picken, White	Mary Brokks, Doris	Needlepoint
Needlepoint on Plastic Canvas	Brenner De Nitto	Elisabeth	Needlepoint
Needlepoint Stitch by Stitch	Pearson	Anna	Needlepoint
Needlepoint: Design Your Own	Baker, Eyre, Wall, Westerfield	Muriel, Barbara, Margaret, Charlotte	Design
Needlery	Smith	Glenora	General needlework
Needlework Magic	Iles	Jane	General needlework
Ribbon Basics	Hiney, Anckner	Mary Jo, Joy	Ribbon
Stitch Sampler	Ganderton	Lucinda	Stitches
Stitches with Variations	Enthoven	Jacqueline	Stitches
Teach Yourself Needlepoint	Ipplito Christensen	Jo	Needlepoint
Terrace Hill Needlepoint Designs	Ray	Billie	General needlework
The Anchor Book of Canvaswork Embroidery Stitches	Anchor		Canvaswork
The Anchor Book of Counted Thread Embroidery Stitches	Anchor		Counted thread
The Anchor Book of Crewelwork Embroidery Stitches	Anchor		Crewelwork
The Anchor Book of Free-Style Embroidery Stitches	Anchor		Free style
The Anchor Book of Hardanger Embroidery Stitches	Anchor		Hardanger
The Anchor Book of Ribbon Embroidery Stitches	Anchor		Ribbon

Title	Author Last Name	Author First Name	Description
The Complete Encyclopedia of Stitchery	Ryan	Mildred Graves	General needlework
The Complete International Book of Embroidery	Gostelow	Mary	General needlework
The Dictionary of Needlework	Caulfield, Saward	Sophia Frances Anne, Blanche	General needlework
The Embroiderer's Portfolio of Flower Designs	Haraszty	Eszter	General needlework
The Needlepoint Book	Ipplito Christensen	Jo	Needlepoint
The Open Canvas	Ambuter	Carolyn	General needlework
The Thread Thesaurus	Caswell, Howren, Robertson	Ann, Suzanne, Beth	General needlework
The Thread Thesaurus	Caswell, Howren, Robertson	Ann, Suzanne, Beth	General needlework
Timeless Ornaments	Leisure Art		Cross stitch
Treasures in Needlework	Warren, Pullan		General needlework
Trianglepoint	Lantz	Sherlee	Needlepoint
Wildflower Designs for Needlework	Winter	Adalee	General needlework
Wildlife in Needlework	Edwards	Stella	Needlepoint
Woman's Day Book of American Needlework	Lane	Rose Wilder	General needlework

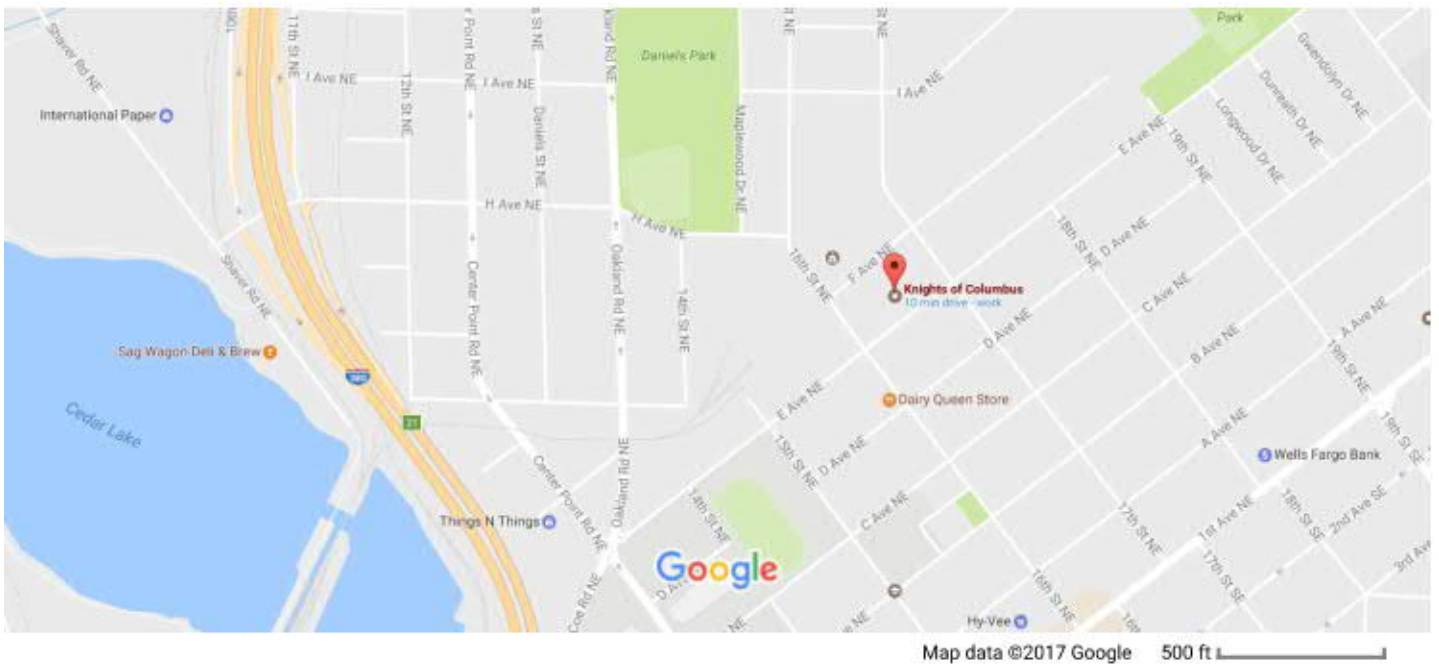
### Editor's Note

Items included in the newsletter are ones that catch my attention in which I think the membership might be interested. I'm also happy to include news items or suggestions you send me, so please feel free to forward things to me for inclusion in the next newsletter.  
Cindy

### Directions to Knights of Columbus Hall

1620 E Avenue NE, Cedar Rapids, IA

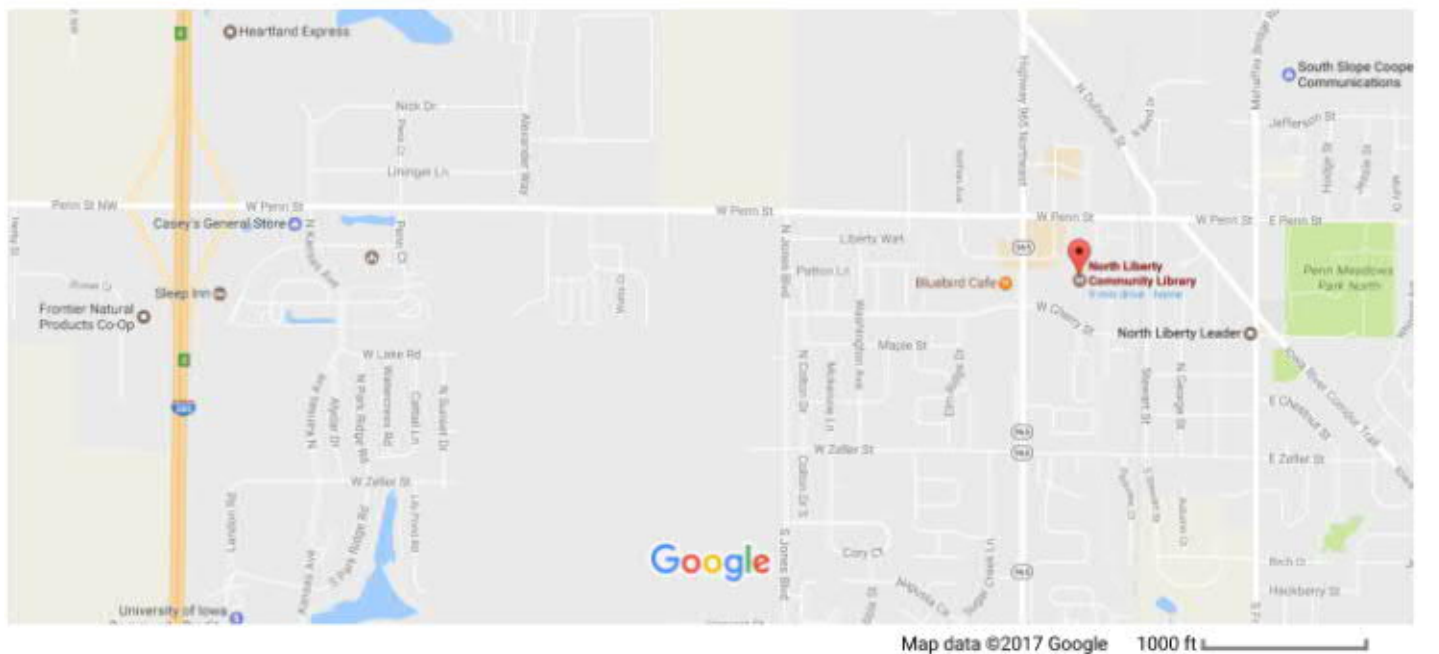
From I380, take the H Avenue exit. Turn onto H Ave NE. Turn right onto 16<sup>th</sup> St NE. Turn left onto E Ave NE. The Knights of Columbus Hall is on the left.



### Directions to North Liberty Public Library


520 W. Cherry St, North Liberty, IA

From I380, take the Penn St exit. Go east on Penn St. Turn right on Highway 965 NE. Turn left on Cherry St. The library entrance is on the west side of the building.



# DAKOTA HARDANGER ORNAMENT<sup>©1997</sup>

A Ruth Dilts Design for Rainbow Gallery



## MATERIALS:

- 6" x 6"—#22 Hardanger fabric (white)
- 1 card—Encore! E106-Dakota
- 1 card—Pebbly Perle® P07-Spode Blue
- 1 card—Nordic Gold® ND2-Gold

Choose your favorite colors in these threads for alternate color ways.

For additional information regarding Hardanger stitching techniques, see "Beginners Charted Hardanger Embroidery" by Meier/Watnemo, ©1980.

1. Do all Kloster Blocks using a full repeat of 1 ply Encore.
2. Do Buttonhole Stitch using a full repeat of 1 ply Encore. See Diagram #1.
3. Do Eyelets with Nordic Gold, pulling fairly hard so center will open. See Diagram #2. All even numbers go down in the center.
4. Cut areas as shown on Master Chart and remove threads.
5. Do the Woven Bars around the Kloster Blocks using 1 ply Pebbly Perle. See Diagram #3. Follow color legend with Master Chart.
6. Do the Dove's Eyes with 1 ply Pebbly Perle. If you weave bars by going down into bar, then you go down into Dove's Eye. If you weave bars going up, then you go up into Dove's Eye. See Diagram #4.
7. Work the Double Straight Cross Stitch with 1 ply Pebbly Perle. See Diagram #5.
8. Cut out around Buttonhole Stitch. Attach a hanger of Nordic Gold.

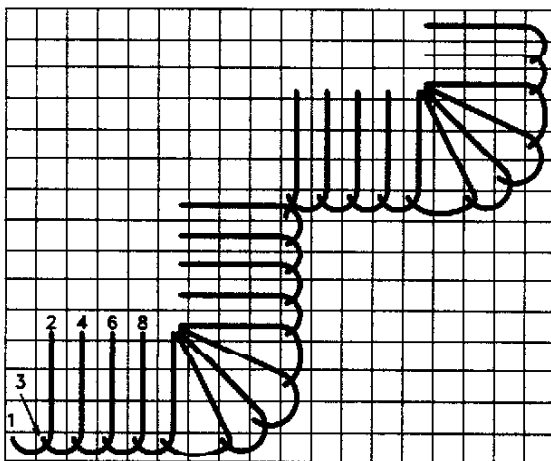


DIAGRAM #1—Buttonhole Stitch

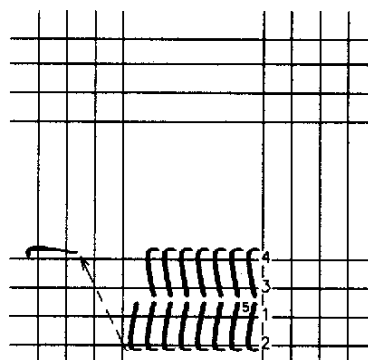


DIAGRAM #3—Woven Bars

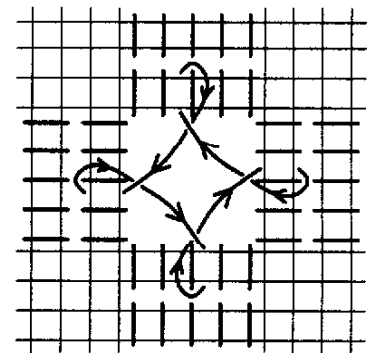


DIAGRAM #4—Dove's Eye

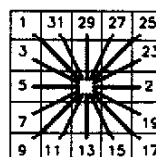


DIAGRAM #2  
Eyelet

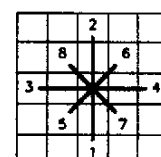


DIAGRAM #5  
Double Straight Cross



Photocopying of this design is invited.

*Rainbow Gallery*

7412 Fulton Ave., #5, North Hollywood, CA 91605

Production by Lightworks

# DAKOTA HARDANGER ORNAMENT ©1997



Encore!

Nordic Gold

Pebbly Perle