



# Newsletter of the Blue Ribbon Chapter

## American Needlepoint Guild, Inc.

### Volume 9, Issue 8

### August 1, 2025

Indicates change

In person events (meetings, SIPs, and lunches) are weather permitting.

#### What's inside?

Calendar .....	1
Blue Ribbon ANG Chapter Meeting Minutes, July 12, 2025 .....	2
Nametag .....	3
Blue Ribbon ANG Website....	3
August Study Topic – Tequila Sunrise .....	3
Iowa State Fair.....	3
Future Study Topics .....	3
Videos and Podcasts .....	4
Blogs .....	4
Interesting Needlework and Related Info on the Internet..	4
Upcoming Retreats/Seminars .....	4
Needlework Holidays .....	5
Editor's Note .....	5
Directions to Knights of Columbus Hall.....	6
Directions to North Liberty Public Library – UPDATED DIRECTIONS.....	6
Kreinik Pattern .....	7



©DESIGNALIVE

#### Calendar

##### August 9-10

Tuesday, August 12  
6:00 - 7:00 pm  
7:00 - 7:30 pm  
7:30 - 8:30 pm

Sunday, August 17  
9:00 am - 8:00 pm

Saturday, August 23  
10:00 - 12:00 pm

Tuesday, August 26  
12:00 - 1:30 pm

##### September

TBD

6:00 - 7:00 pm  
6:45 - 7:15 pm  
7:15 - 8:30 pm

Saturday, September 27  
10:00 - 12:00 pm

Tuesday, September 30  
12:00 - 1:30 pm

Saturday, October 11  
1:00 - 1:30 pm  
1:30 - 2:00 pm  
2:00 - 4:00

Saturday, October 25  
10:00 - 12:00 pm

Tuesday, October 28  
12:00 - 1:30 pm

TBD

6:00 - 7:00 pm  
6:45 - 7:15 pm  
7:15 - 8:30 pm

Saturday, November 22  
10:00 - 12:00 pm

Tuesday, November 25  
12:00 - 1:30 pm

**Stitch-In-Public – Steam and Power Show, 18791 Hwy 9, Osage**

**Monthly meeting – Teams only**  
Log in to Teams (6:00 pm); social/stitching time  
Business meeting  
Study topic – Tequila Sunrise

**Stitch-In-Public – Iowa State Fair, Fabric and Threads, Varied Industries Building**

**Stitch-In-Public – NewBo City Market, 1100 3<sup>rd</sup> St SE, Cedar Rapids**

**Lunch at Napoli's, 2360 Edgewood Rd SW #600, Cedar Rapids**

##### National Needlepoint Month

**Monthly meeting – Knights of Columbus and Teams**  
Log in to Teams (6:00 pm); social/stitching time  
Board and business meetings  
Study topic – Tequila Sunrise

**Stitch-In-Public – TBD**

**Lunch at TBD**

**Monthly meeting – North Liberty Library and Teams**  
Social/stitching time; log in to Teams  
Chapter business meeting  
Study topic – TBD

**Stitch-In-Public – TBD**

**Lunch at TBD**

**Monthly meeting – Knights of Columbus and Teams**  
Log in to Teams (6:00 pm); social/stitching time  
Board and business meetings  
Study topic – TBD

**Stitch-In-Public – TBD**

**Lunch at TBD**

Visit the Blue Ribbon Chapter website at <https://www.blueribbonang.com>

Facebook page – <https://www.facebook.com/Blue-Ribbon-ANG-102362961642607>

## Blue Ribbon ANG Chapter Meeting Minutes, July 12, 2025

### Business Meeting:

- President Heidi Parker called the meeting to order at 1:30 pm.
- Members present:
  - Robin Rossignol, Jamee Klein, Heidi Parker, Joyce Pencook, Connie Rosene, Jamie Randall, Cindy Baldwin, Joan Ackerman, Julie Ackerman, Becky Maurer
- Guest: Debbie MacDonald
- Vote on officers
  - Heidi presented the slate:
    - President – Heidi Parker
    - President Elect – Cindy Baldwin
    - Secretary – Joyce Pencook
    - Treasurer – Jamee Klein
    - VP Membership – Connie Rosene
  - No objections were made
  - Robin Rossignol moved that the slate be accepted as presented, Jamee Klein seconded.
  - Slate unanimously accepted.
- Reports
  - Secretary: June minutes archived as published
  - Treasurer: Jamee reported \$1,385.38 in the account, but that Knights of Columbus had not yet cashed the rental fee check.
  - Membership: Heidi will email a list of members-at-large to Connie. Connie will invite them to join the chapter.
- Old Business
  - Program ideas – send your suggestions or bring them to the August meeting.
  - Robin will be teaching 2 make it/take it classes at the State Fair on August 17.
  - Social media plan
    - Heidi presented a draft plan to increase our engagement on social media
      - Objectives – attract new members and increase visibility
      - Content strategy ideas – engagement, showcase work, event promotions, educational posts, collaborations
      - Roles – content curator/s, community connectors, planner and scheduler, guild members
    - Heidi will save the presentation, which has much more detail, to the Social Media folder on our website.
    - Social media committee created. Members are Heidi, Jamie, Jamee, Julia, and Cindy.
- New Business
  - Heidi will submit the Chapter Annual Report to ANG.
  - SIP at the State Fair. Heidi, Robin (in between classes), and Cindy will represent Blue Ribbon at the Fair on Sunday, August 17. If you're at the Fair that day, stop and join us for a while.

The Blue Ribbon Chapter of American Needlepoint Guild, Inc. (ANG), invites interested individuals, regardless of expertise, into membership. Dues are \$20 per year payable to the Chapter. You must be a current ANG member to belong to the Chapter. ANG membership information can be found at <http://www.needlepoint.org/membership.php>.

Guests and visitors are welcomed.

Meetings are held the 2<sup>nd</sup> Tuesday of every month (except May, July, and October) starting with a social time at 5:30 pm, with the formal meeting starting at 7:00 pm. These meetings are held at the Knights of Columbus, 1620 E Avenue NE, Cedar Rapids, IA and on Teams. Meetings in December, January, and February will be held on Teams only, starting with Teams login/social time at 6:30 pm, with the formal meeting starting at 7:00 pm.

Meetings in May, July, and October are held on the 2<sup>nd</sup> Saturday of the month starting with social time at 1:00 pm and the formal meeting beginning at 1:30 pm. The Saturday meetings are held at the North Liberty Public Library, 520 W. Cherry St, North Liberty, IA and on Teams.

Board meetings will be held in September, December, March, and June.

The Blue Ribbon ANG Newsletter is published monthly. Deadline for submission of items is the 20<sup>th</sup> day of each month.

Newsletter Editor: Cindy Baldwin [cabaldwin1828@gmail.com](mailto:cabaldwin1828@gmail.com)

### **2024-2025 Officers**

Past President Robin Rossignol ([robin-ann-rossignol@uiowa.edu](mailto:robin-ann-rossignol@uiowa.edu))

President Heidi Parker ([handparker@gmail.com](mailto:handparker@gmail.com))

President Elect Cindy Baldwin ([cabaldwin1828@gmail.com](mailto:cabaldwin1828@gmail.com))

VP-Membership Connie Rosene ([connie.rosen89@gmail.com](mailto:connie.rosen89@gmail.com))

Secretary Shanel Slater ([shanel.slater@gmail.com](mailto:shanel.slater@gmail.com))

Treasurer Jamee Klein ([jameek34@gmail.com](mailto:jameek34@gmail.com))

Chapter website: <https://www.blueribbonang.com/>

**Meeting Minutes (cont.)**

- Upcoming Events
  - 7/25 – National Thread the Needle Day
  - 7/26 – SIP at Panera Bread on Edgewood Rd, 10-12
  - 7/29 – Lunch at Napoli's (Cedar Rapids, not Marion)
  - 7/30 – World Embroidery Day
  - 8/8 – World Cross Stitch Day
  - 8/17 – SIP at the Iowa State Fair
- Program Announcements
  - August and September – Tequila Sunrise
    - July/August/September 2019 issue of Needle Pointers, pages 34-40. If you don't have your copy of the magazine anymore, you can print the pattern from ANG's website.
    - Pointer: when framing, provide at least 3" to ensure canvas is stretched appropriately.
- Show and Tell
  - Connie and Robin had finishes to share.
- Program/Study Topic
  - Tequila Sunrise

Respectfully submitted,  
Joyce Pencook, Secretary

**Nametag**

Please remember to wear your nametags at meetings and when we are stitching in public.

**Blue Ribbon ANG Website**

Our website (<https://www.blueribbonang.com/>) has a Members Only page. When you go to the website, you'll see a Log In button to the right of ANG. Click on that and follow the instructions. Cindy Baldwin must approve access. Once you are approved, the last page on the website is Members. Click on that to add information about yourself.

Hover over Members and you'll see Files. You'll see several folders, including Study Topics. Patterns and information for past study topics are saved here. Anyone can create folders and add files. If you have questions, ask Cindy.

**August Study Topic – Tequila Sunrise**

Continuing to work on Tequila Sunrise by Kurdy Biggs. The pattern is in the July/August/September 2019 issue of Needle Pointers, pages 33-42. If you don't have your copy of the magazine anymore, you can print the pattern from ANG's website.

**Iowa State Fair**

Robin Rossignol will be teaching 2 make it/take it classes on Sunday, August 17. Heidi, Robin, and Cindy will also be demonstrating during the day on the 17<sup>th</sup>.

**Future Study Topics**

- September – Tequila Sunrise by Kurdy Biggs

The pattern is in the July/August/September 2019 issue of Needle Pointers, pages 33-42. If you don't have your copy of the magazine anymore, you can print the pattern from ANG's website.
- Current suggestions:
  - Needle Pointers
    - Sedona Sunset, Kurdy Biggs. May/June 2025 (5 votes)
    - Art Deco Tree, Deborah Reichert. November/December 2024 (5 votes)
    - Hilton Head, Marilyn Owen. September/October 2021 (5 votes)
    - Flaming Sunrise, Lorene Salt. September/October 2021 (3 votes)
    - Diamonds and Lace Tray, Terri Bay. July/August 2021 (3 votes)
    - Sparkle, Terry Dryden. July/August 2020 (2 votes)

- Stitching Fun, Jennie Wolter. March 2019 (3 votes)
- Sea Urchin, Diane Grant, July 2014 (5 votes)
- Diamond Elegance II, Barbara Richardson. July 2013 (3 votes)
- Chapter Project Book. These are programs provided by ANG for chapters to use for meeting projects. You can read more and see photos of the available projects at <https://www.needlepoint.org/page/ChapProjBkOvrvw>.
- Ideas for future study topics are always welcome. Keep this in mind when you look at your Needle Pointers magazine and flag anything that might be a good option.
- WIP challenge proposal for our online meetings in December, January, and February. This is a suggestion and open to ideas from everyone, but the thought was that those who want to participate will set their own challenge. It can be whatever you want, but it should be a challenge (e.g., don't pick the project that just needs a few hours to complete) and it should be achievable. We will get some sort of prizes (perhaps gift cards) for those who complete their challenge (winners probably chosen by drawings). In addition to our November study topic, you should bring your WIP to the meeting and tell us your challenge. Or, send a photo to Cindy if you can't attend the meeting. We'll keep a record of the WIPs and your goals and see how we did at the March meeting. This would also be a good social media opportunity; posting progress and before and after photos, for example.

## Videos and Podcasts

- Fiber Talk with Kirstie Macleod, The Red Dress <https://www.youtube.com/watch?v=3xKiOA3G4PM> [Learn more about this amazing project.](#) Also see <https://reddressembroidery.com/> A 14-year, award-winning global, collaborative embroidery project.

## Blogs

- Soie d'Alger vs Splendor <https://melitastitches4fun.com/2025/07/12/soie-dalger-vs-splendor/>
- Embroidery for Mental Health: How Stitching Reduces Stress <https://needlework.craftgossip.com/embroidery-for-mental-health-how-stitching-reduces-stress/2025/07/23/>
- Unlock the Secrets of Stunning Stitches: Why The Geometry of Hand-Sewing Will Transform Your Craft Forever <https://needlework.craftgossip.com/unlock-the-secrets-of-stunning-stitches-why-the-geometry-of-hand-sewing-will-transform-your-craft-forever/2025/07/03/>
- "On Female Education" a new article in Winterthur Portfolio (Vol 59 No 1) <https://thistle-threads.blogspot.com/2025/07/on-female-education-new-article-in.html> [This article is long, but it's a very interesting read on embroidery and scholarship and how difficult it is to find actual historic information about embroidery and then to get historians and textile people to pay attention to that information. The author is Trisha Nguyen. She is an engineer, scientist, and embroiderer and applied her experience in those disciplines to write publications for an academic journal. My favorite quote from her blog is "...One reviewer wrote on one paper "There is no place in textile history for science". And left it at that."](#)
- The Art of Mixing Threads: How to Add Dimension, Shimmer, and Depth to your Stitching <https://needlepoint.com/blogs/needlepoint-know-how/the-art-of-mixing-threads-how-to-add-dimension-shimmer-and-depth-to-your-stitching>
- Five Fun Needlepoint Background Stitches <https://poppymonkneedlepointkits.com/blogs/the-5-minute-needlepoint-blog/five-fun-needlepoint-background-stitches>

## Interesting Needlework and Related Info on the Internet

- Red dress
- Anatomy and Ancient Sea Creatures Converge in Hiné Mizushima's Felt Sculptures <https://www.thisiscolossal.com/2025/07/hine-mizushima-felted-sculptures/>
- From Velvet and Vintage Textiles, Larysa Bernhardt Embroiders Otherworldly Moths <https://www.thisiscolossal.com/2025/07/larysa-bernhardt-moths/>

## Upcoming Retreats/Seminars

This is not a comprehensive list, just the ones I've run across or are on mailing lists for. If you come across something else, send me the info and I'll put it in the newsletter.

- Southern Stitching Weekend "It's all About Needlepoint" <https://posneedlepoint.com/blogs/news>
- Needlework with Jim, NeedleFest Summer Getaway July 31 – August 3, 2025 <https://www.needleworkwithjim.com/NeedleFestPASummerGetaway.html>
- Stitching Fox Needlepoint <https://www.stitchingfox.com/collections/events>
- Stitching and Needlework Events <https://www.facebook.com/groups/748907069549635/>
- Needlework Faire 2025 November 12-16, 2025, <https://egausa.org/event/ega-national-seminar-2025/> [EGA's National Seminar](#)

- **New** Threadworx Fair, June 19-20, 2026, New Harmony, IN. <https://www.threadworxsfair.com/>

### **Needlework Holidays**

- September is National Needlepoint Month.
- July 25<sup>th</sup> is National Thread the Needle Day.
- July 30<sup>th</sup> is World Embroidery Day.
- August 8<sup>th</sup> is World Cross Stitch Day.
- Stitch in Public day (Feb 1<sup>st</sup>) and the entire month of February is National Embroidery Month.

### **Editor's Note**

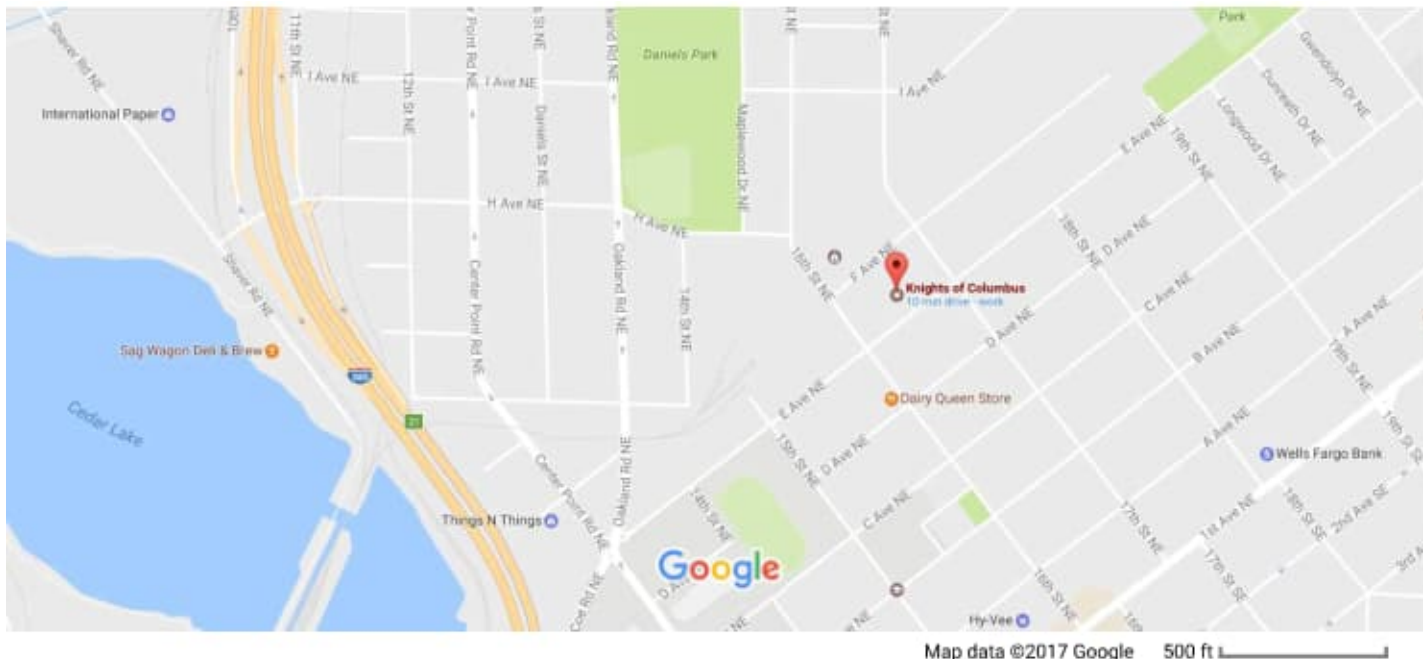
Items included in the newsletter are ones that I think the membership might be interested in. I'm also happy to include news items or suggestions you send me, so please feel free to send things to me for inclusion in the next newsletter.

Cindy

## Directions to Knights of Columbus Hall

1620 E Avenue NE, Cedar Rapids, IA

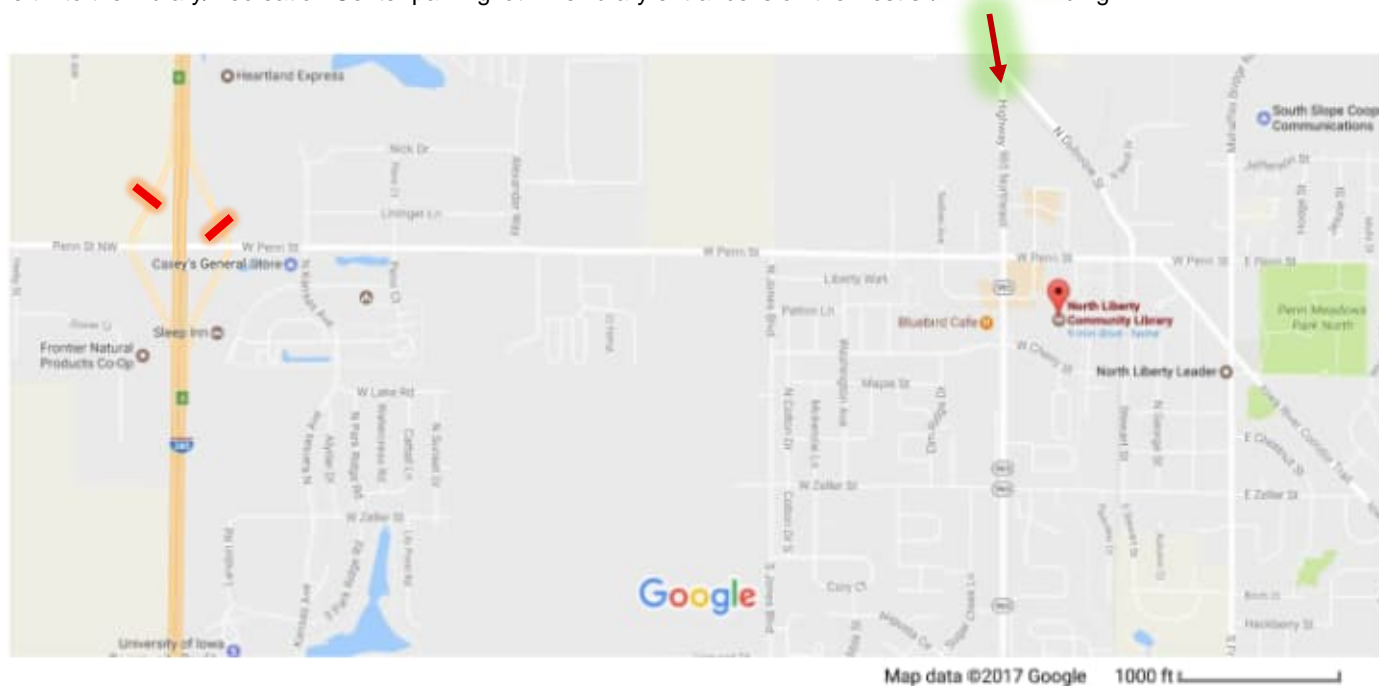
From I380, take the H Avenue exit. Turn onto H Ave NE. Turn right onto 16<sup>th</sup> St NE. Turn left onto E Ave NE. The Knights of Columbus Hall is on the left.



## Directions to North Liberty Public Library – UPDATED DIRECTIONS

520 W. Cherry St, North Liberty, IA

**The I380 southbound exit is closed at Penn St, as is the northbound on ramp.** The alternate route from Cedar Rapids is Highway 965, which is Ranshaw Way in North Liberty. Take the Swisher exit if you come down I380. Turn left on Cherry St and then take the 2<sup>nd</sup> left into the Library/Recreation Center parking lot. The library entrance is on the west side of the building.






# Whirlpool






Designed for Rainbow Gallery by:

**LAURAJ PERIN DESIGNS**

26040 ELENA RD. LOS ALTOS HILLS, CA 94022 650-948-6768

For more designs by Laura J. Perin Designs,  
visit [www.laurajperindesigns.com](http://www.laurajperindesigns.com)



Symbol	Materials
	<u>Rainbow Gallery's:</u>
	Overture, V103 - 'Emeralds'
	Fiesta!, F733 - Blue
	Fiesta!, F731 - Periwinkle
	Pebbly Perle, P57 - Marine Blue
	Nordic Gold, ND11 - Turquoise
	8" x 8" 18 ct. mono canvas, light blue or eggshell
	#22 tapestry needle
Design size on 18 ct. mono canvas: 4" x 4"	



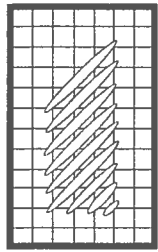
## STITCHING INSTRUCTIONS:



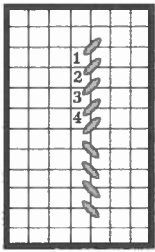
- Beginning at the center point, with one strand of ND11, create large Rhodes Star in center.
- With one ply of varigated Overture V103, work large and small triangles in Diagonal Satin Stitch.
- To complete the central block, with one strand of each Fiesta! color, fill in the alternating block areas of the large and small triangles, as shown on the main graph.
- Diagonal Satin Stitch the narrow border with one strand of P57 over 3 threads. Place small Rhodes Stitch squares in the corners, using one strand metallic ND11.
- Start the diamond border by working the varigated stitches first, then filling in with the noted Fiesta! colors. Work the center stitches of the diamonds with one strand metallic ND11. After stitching diamonds, outline them with ND11, adding a small cross in-between each one.
- Tent Stitch a single row of stitches around the diamond border, using one strand of Fiesta! F733. Note the directional changes of the stitches as you move from quadrant to quadrant.
- Work the next border with one ply varigated Overture, Diagonal Satin Stitching over 3 threads.
- Work the outer border with one strand Pebbly Perle P57, Diagonal Satin Stitching over 4 threads. With one strand of metallic ND11, place square Rhodes Stitches in border corners; place Rhodes Stars in center spaces within outer border.

*DESIGN IDEAS: This design can be quickly worked as an insert to a velvet pillow, or as the insert for a wooden box. It can also be turned 'on point' and sewn as an ornament with a gold tassel attached to the bottom.*

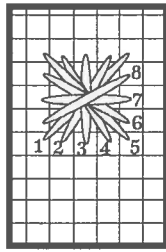
# Whirlpool



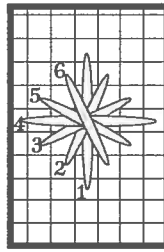
**Diagonal  
Satin Stitch**



**Tent  
Stitch**



**Rhodes  
Stitch**



**Rhodes  
Star**

Symbol	Materials
	Overture, V103 - 'Emeralds'
	Fiesta!, F733 - Blue
	Fiesta!, F731 - Periwinkle
	Pebbly Perle, P57 - Marine Blue
	Nordic Gold, ND11 - Turquoise

