



Newsletter of the Blue Ribbon Chapter

American Needlepoint Guild, Inc.

Volume 9, Issue 11

November 1, 2025

Indicates change

In person events (meetings, SIPs, and lunches) are weather permitting.

What's inside?

Calendar	1
Blue Ribbon ANG Chapter Meeting Minutes, October 11, 2025	2
Nametag	3
Blue Ribbon ANG Website....	3
November Study Topics – WIP Challenge Kick Off and Name Tag	3
Future Study Topics	3
Videos and Podcasts	3
Interesting Needlework and Related Info on the Internet..	3
Needlework Holidays	4
Editor's Note	4
Directions to Knights of Columbus Hall.....	5
Directions to North Liberty Public Library	5
Mill Hill Ornament.....	6

Calendar

Tuesday, November 18
6:00 - 7:00 pm
7:00 - 7:15 pm
7:15 - 8:30 pm

Saturday, November 22
10:00 - 12:00 pm

Tuesday, December 16
6:00 - 6:45 pm
6:45 - 7:15 pm
7:15 - 8:15 pm

Saturday, December 27
10:00 - 12:00 pm

Tuesday, January 20
6:00 – 7:00 pm
7:00 - 7:15 pm
7:15 - 8:30 pm

Saturday, January 24
10:00 - 12:00 pm

February

February 1

Tuesday, February 17
6:00 – 7:00 pm
7:00 - 7:15 pm
7:15 - 8:30 pm

Saturday, February 28
10:00 - 12:00 pm

Tuesday, March 17
6:00 - 7:00 pm
7:00 - 7:15 pm
7:15 - 8:30 pm

Saturday, March 28
10:00 - 12:00 pm

Monthly meeting – Knights of Columbus and Teams

Log in to Teams (6:00 pm); social/stitching time
Business meeting
Study topic – Name Tag and WIP Challenge Kick-off

Stitch In Public – NewBo City Market, 1100 3rd St SE, Cedar Rapids

Monthly meeting – Teams

Log in to Teams (6:00 pm); social/stitching time
Board and business meetings
Study topic – WIP Challenge

Stitch In Public – TBD

Monthly meeting – Teams

Log in to Teams (6:00 pm); social/stitching time
Business meeting
Study topic – WIP Challenge

Stitch In Public – TBD

National Embroidery Month

Exhibit and demonstrations at Coralville Library

Stitch In Public Day

Monthly meeting – Teams

Log in to Teams (6:00 pm); social/stitching time
Business meeting
Study topic – WIP Challenge

Stitch In Public – TBD

Monthly meeting – Knights of Columbus and Teams

Log in to Teams (6:00 pm); social/stitching time
Business meeting
Study topic – End of WIP Challenge

Stitch In Public – TBD

Visit the Blue Ribbon Chapter website at <https://www.blueribbonang.com>

Facebook page – <https://www.facebook.com/groups/4605737459498550>



Blue Ribbon ANG Chapter Meeting Minutes, October 11, 2025

The meeting was held at the North Liberty Community Pantry and members brought food donations.

Business Meeting:

- President Heidi Parker called the meeting to order at 1:08 pm.
- Members present:
 - Robin Rossignol, Heidi Parker, Joyce Pencook, Connie Rosene, Jamie Randall, Cindy Baldwin, Julie Ackerman, Joan Ackerman, Kareen Strumpel
- Reports
 - Secretary: September minutes archived as published
 - Treasurer: Jamee reported \$1,385.38.
 - Membership: Discussion about Blue Ribbon's group page on ANG's website. Connie asked about adding information to it. All we can do is add or remove members. Any documents such as directories are stored on Blue Ribbon's dedicated website. Connie also asked about a couple of people listed as Blue Ribbon members whose names she didn't recognize. These people are group administrators and/or FrontlineCo employees. Frontline is ANG's association manager.
- Old Business
 - Next meeting will be at Knights of Columbus on Tuesday, November 18, 7-8:30 pm
- New Business
 - No new business
- Upcoming Events
 - 10/25 – No SIP because no one is available
 - 11/11 – Lunch at Boulder Tap House
 - 11/18 – Meeting at Knights of Columbus
 - 11/27 – SIP at TTBA
- Program Announcements
 - November will be the WIP Challenge kickoff. If you are participating, bring your WIP(s) to the meeting. They will be photographed and your challenge recorded. Reminder: you are setting the challenge for yourself, so it can be anything you want.
 - Continuing work on name tag. Cindy will add name tag finishing to the schedule and publish a revised schedule in the next newsletter.

Respectfully submitted,
Joyce Pencook, Secretary

The Blue Ribbon Chapter of American Needlepoint Guild, Inc. (ANG), invites interested individuals, regardless of expertise, into membership. Dues are \$20 per year payable to the Chapter. You must be a current ANG member to belong to the Chapter. ANG membership information can be found at <http://www.needlepoint.org/membership.php>.

Guests and visitors are welcomed.

Meetings are held the 2nd Tuesday of every month (except May, July, and October) starting with a social time at 5:30 pm, with the formal meeting starting at 7:00 pm. These meetings are held at the Knights of Columbus, 1620 E Avenue NE, Cedar Rapids, IA and on Teams. Meetings in December, January, and February will be held on Teams only, starting with Teams login/social time at 6:30 pm, with the formal meeting starting at 7:00 pm.

Meetings in May, July, and October are held on the 2nd Saturday of the month starting with social time at 1:00 pm and the formal meeting beginning at 1:30 pm. The Saturday meetings are held at the North Liberty Public Library, 520 W. Cherry St, North Liberty, IA and on Teams.

Board meetings will be held in September, December, March, and June.

The Blue Ribbon ANG Newsletter is published monthly. Deadline for submission of items is the 20th day of each month.

Newsletter Editor: Cindy Baldwin cabaldwin1828@gmail.com

2025-2026 Officers

Past President Robin Rossignol (robin-ann-rossignol@uiowa.edu)

President Heidi Parker (handparker@gmail.com)

President Elect Cindy Baldwin (cabaldwin1828@gmail.com)

VP-Membership Connie Rosene (connie.rosen89@gmail.com)

Secretary Joyce Pencook (jpencook40@gmail.com)

Treasurer Jamee Klein (jameek34@gmail.com)

Chapter website: <https://www.blueribbonang.com/>

Nametag

Please remember to wear your nametags at meetings and when we are stitching in public.

Blue Ribbon ANG Website

Our website (<https://www.blueribbonang.com/>) has a Members Only page. When you go to the website, you'll see a Log In button to the right of ANG. Click on that and follow the instructions. Cindy Baldwin must approve access. Once you are approved, the last page on the website is Members. Click on that to add information about yourself.

Hover over Members and you'll see Files. You'll see several folders, including Study Topics. Patterns and information for past study topics are saved here. Anyone can create folders and add files. If you have questions, ask Cindy.

November Study Topics – WIP Challenge Kick Off and Name Tag

The WIP Challenge will be our study topic for December, January, and February, but we will kick off the challenge in November. Bring your WIP(s) to the meeting and tell us what your challenge is. You can choose anything for this challenge and set any goal you want. The goal should be a stretch, but achievable, and measurable. We'll photograph the projects and record the goals. If you can't get to the meeting, or are attending via Teams, please send a photo and your goal to Cindy before the November meeting. You'll bring your WIPs back for the March meeting and we'll see how we all did. For a little incentive, we'll put the names of people who met their goal into a drawing for 2027 dues.

We'll continue working on the name tag.

Future Study Topics

Thanks to everyone for suggesting projects and voting. We chose the projects with the most votes, and the tentative schedule is below. We'll adjust the schedule if necessary as we go along.

- December 2025, January, February 2026 – WIP challenge.
- March 2026 – End WIP challenge.
- April, June, July 2026 – Sea Urchin, Diane Grant. Needle Pointers, July 2014, pages 14-24.
- May 2026 – Nametag finishing
- August, October 2026 – Nordic Gnome, Kurdy Biggs.
- November, December 2026, January, February 2027 – Art Deco Tree, Deborah Reichert. Needle Pointers, November/December 2024, pages 38-61.
- March, April 2027 – Hilton Head, Marilyn Owen. Needle Pointers, September/October 2021, pages 30-37.
- May 2027 – Yo-Yo/Dorset Button Ornament
- June 2027 – Diamond Elegance II, Barbara Richardson. Needle Pointers, July 2013, pages 32-33.
- July, August 2027 – Sedona Sunset, Kurdy Biggs. Needle Pointers, May/June 2025, pages 24-31.
- September, October 2027 – Fiesta, Mary Knapp. Needle Pointers, July/Aug 2022, pages 24-36.

Videos and Podcasts

- White Threads Floss Tube 87 – revisiting thread twist https://www.youtube.com/watch?v=URmjov_tfCQ&t=221s. Yvette busts some needlework myths about thread “grain.”
- America's Tapestry: The Delaware Panel <https://www.youtube.com/watch?v=EJuoBQTWzK0> Fiber Talk's first look at one of the America's Tapestry panels. Also see America's Tapestry <https://www.americastapestry.com/>.

Interesting Needlework and Related Info on the Internet

- Wright State English professor to explore literature as handcrafted objects in new book <https://webapp2.wright.edu/web1/newsroom/2025/10/15/wright-state-english-professor-to-explore-literature-as-handcrafted-objects-in-new-book/>
- Needlework Picture, Ex Samaha, Reaps \$76,800 For CRN <https://www.antiquesandthearts.com/needlework-picture-ex-samaha-reaps-76800-for-crn/>

Needlework Holidays

- September is National Needlepoint Month.
- July 25th is National Thread the Needle Day.
- July 30th is World Embroidery Day.
- August 8th is World Cross Stitch Day.
- Stitch in Public day (Feb 1st) and the entire month of February is National Embroidery Month.

Editor's Note

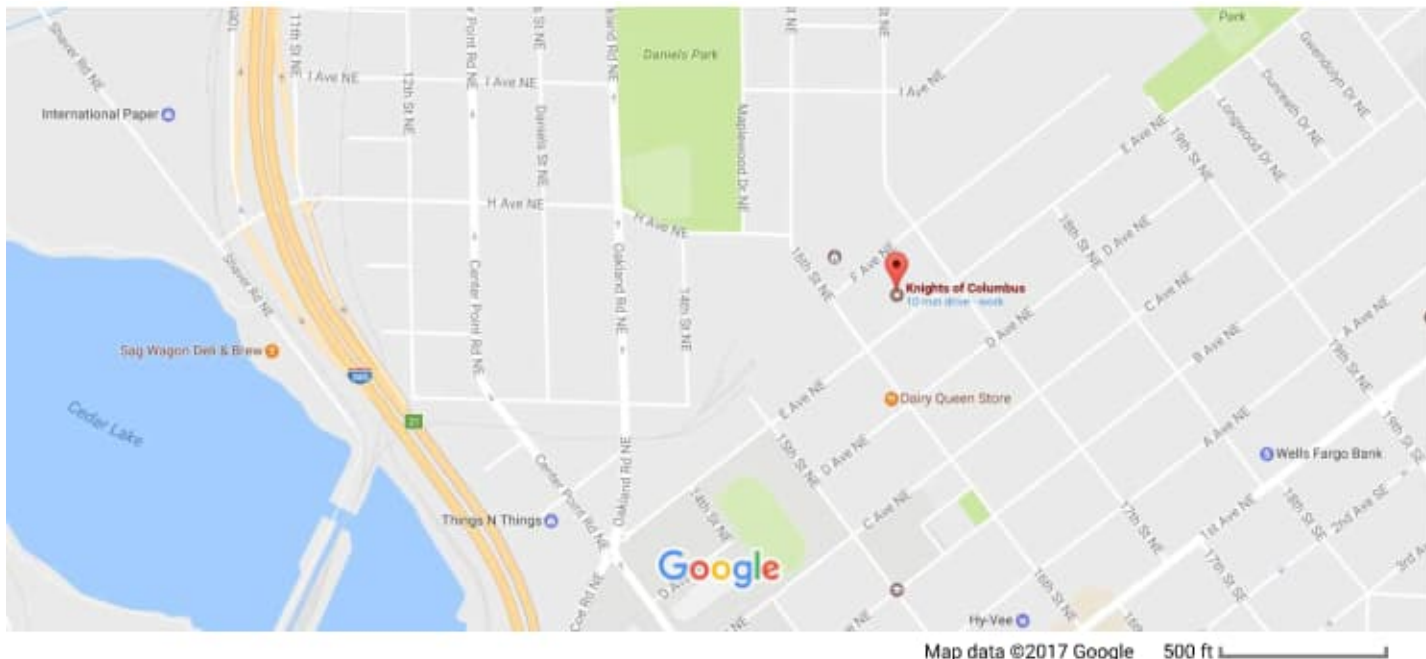
Items included in the newsletter are ones that I think the membership might be interested in. I'm also happy to include news items or suggestions you send me, so please feel free to send things to me for inclusion in the next newsletter.

Cindy

Directions to Knights of Columbus Hall

1620 E Avenue NE, Cedar Rapids, IA

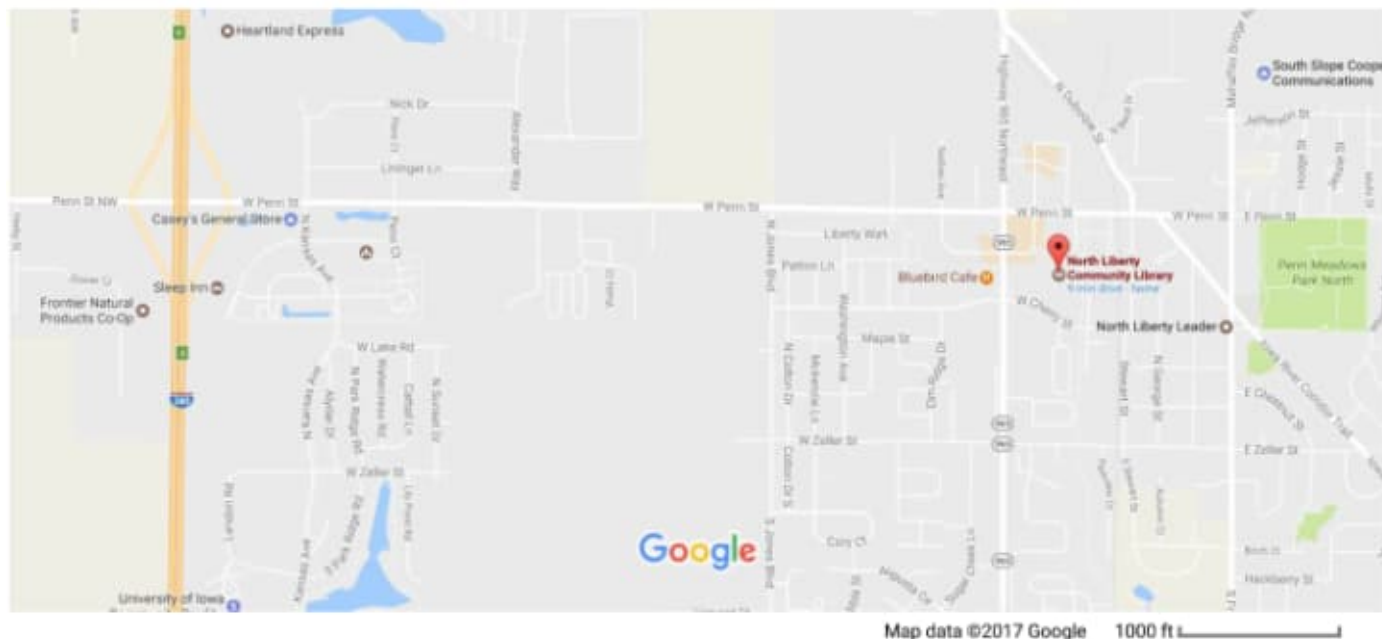
From I380, take the H Avenue exit. Turn onto H Ave NE. Turn right onto 16th St NE. Turn left onto E Ave NE. The Knights of Columbus Hall is on the left.



Directions to North Liberty Public Library

520 W. Cherry St, North Liberty, IA

From I380, take the Penn St exit. Go east on Penn St. Turn right on Highway 965 NE. Turn left on Cherry St. The library entrance is on the west side of the building.






Compliments of:

wichelt imports, inc.

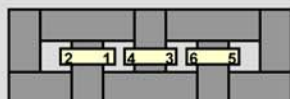
Mill Hill

N162 State Hwy 35
Stoddard, WI 54658-9711, U.S.A.
DIRECT ORDER: www.wicheltdirect.com

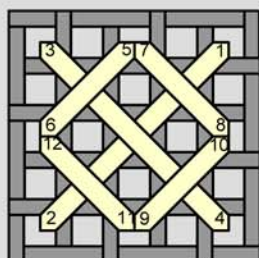
800-356-9516 • 608-788-4600 • Fax: 608-788-6040
wichelt@wichelt.com • www.wichelt.com • www.millhill.com



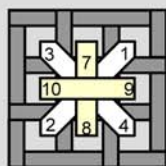
Stitches Used:



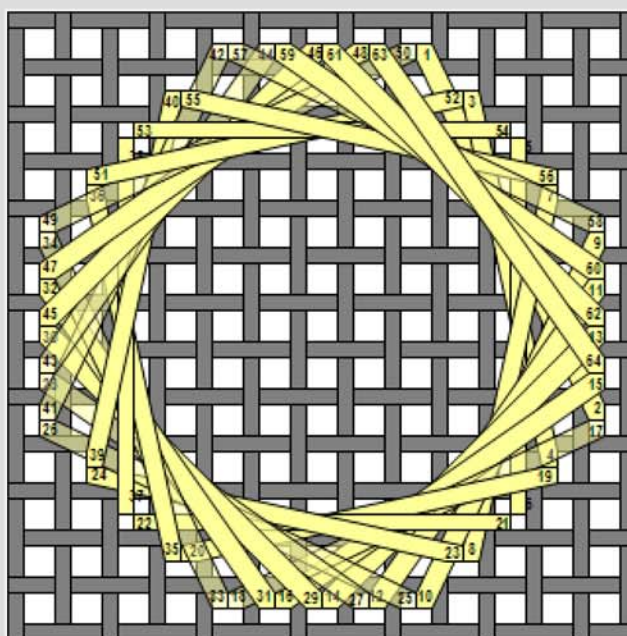
Back stitch - Aida



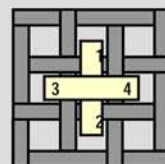
Rice stitch



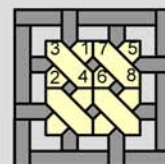
Smyrna
Cross



Jessica stitch



Upright
Cross stitch



Cross stitch
over 1

Mini Mandala

By Karen E. Dudzinski
of *Textured Treasures*

Design Size: 3 1/2 " square

Fabric: Wichelt 14 ct Aida

Tropical Green **357271**

Fibers: DMC Color Variations floss –
4030 & 4050

DMC Jewel Effects metallic –
E334 & E 703

DMC floss – 166 & 732

1. Begin by stitching the Jessica knot in the centre of the design with 2 strands of 4050
2. Next, use 2 strands of 4030 for the Smyrna Crosses radiating out along the North, South, East and West axes
3. For the Rhodes Hexagons use 2 strands of 4050
4. The outer border is Rice Stitch (note that the stitch diagram is 'over two' while on Aida, the stitch is done 'over 1') with 2 strands of 4030 in addition to the Cross stitches abutting the Hexagons and the additional filler stitches in each corner, shown in black
5. Use 1 strand of E334 to Back stitch around the border in 4 and to complete the cross stitches along either side of the Smyrna Crosses
6. 2 strands of 732 are used to complete the darker green Upright Crosses, while 1 strand of 166 is used for the blackwork background pattern
7. Finally, use 1 strand E703 and Stem Stitch over 2 to create the borders around the Hexagons