Newsletter of the Blue Ribbon Chapter

American Needlepoint Guild, Inc.

Volume 10, Issue 2
February 1, 2026

What's inside?

Calendar 1
Blue Ribbon ANG Chapter Meeting Minutes, January 20, 2026 2
Nametag 3
Blue Ribbon ANG Website.... 3
February Study Topic – WIP Challenge 3
Future Study Topics 3
Blogs 3
Interesting Needlework and Related Info on the Internet .. 3
Needlework Holidays 3
Editor's Note 4
2025-26 WIP Challenges (December 1, 2025 – February 28, 2026) 5
The Drawn Thread – Pearls and Rosebuds 6

Indicates change

In person events (meetings, SIPs, and lunches) are weather permitting.

Calendar

February	**National Embroidery Month**
February 1	**Stitch In Public Day**
February 7 1:00 – 3:00 pm	**Demonstrate at Coralville Library**
February 14 1:00 – 3:00 pm	**Demonstrate at Coralville Library**
February 21 1:00 – 3:00 pm	**Demonstrate at Coralville Library**
February 28 1:00 – 3:00 pm	**Bookmark Class at Coralville Library**
February 28 12:00 – 1:00 pm	**Take down exhibit**
Tuesday, February 17 6:00 – 7:00 pm 7:00 - 7:15 pm 7:15 - 8:30 pm	**Monthly meeting – Teams** Log in to Teams (6:00 pm); social/stitching time Business meeting Study topic – WIP Challenge
Tuesday, March 17 6:00 - 6:45 pm 6:45 - 7:15 pm 7:15 - 8:30 pm	**Monthly meeting – Knights of Columbus and Teams** Log in to Teams (6:00 pm); social/stitching time Board and business meetings Study topic – End of WIP Challenge
Saturday, March 28 10:00 - 12:00 pm	**Stitch In Public – TBD**
Tuesday, April 21 6:00 - 7:00 pm 7:00 - 7:15 pm 7:15 - 8:30 pm	**Monthly meeting – Knights of Columbus and Teams** Log in to Teams (6:00 pm); social/stitching time Business meeting Study topic – Sea Urchin
Saturday, April 25 10:00 - 12:00 pm	**Stitch In Public – TBD**
Saturday, May 9 1:00 - 1:30 pm 1:30 - 2:00 pm 2:00 - 4:00	**Monthly meeting – North Liberty Library and Teams** Social/stitching time; log in to Teams Chapter business meeting Study topic – Finish nametag
Saturday, May 23 1:00 - 3:00 pm	**Stitch-In-Public – NewBo City Market,** 1100 3rd St SE, Cedar Rapids

Visit the Blue Ribbon Chapter website at https://www.blueribbonang.com

Facebook page – https://www.facebook.com/groups/4605737459498550

Blue Ribbon ANG Chapter Meeting Minutes, January 20, 2026

Business Meeting:

- President Heidi Parker called the meeting to order at 7:02 pm.
- Members present:
  - Cindy Baldwin, Robin Rossignol, Joyce Pencook, Heidi Parker, Jamie Randall, Jamee Klein, and Connie Rosene.
- Reports
  - Secretary: December minutes archived as published
  - Treasurer: Jamee reported a balance of $1,515.38 at the end of December.
  - Membership: Discussion of paid/unpaid dues. Connie is having trouble with email, so Cindy volunteered to reach out to unpaid members. Kareen is still in rehab with an unknown release date so Jamee offered to pay Kareen's dues as a gift so she won't have to worry about them.
- Old Business
  - 2026 events for February, National Embroidery month
    - Exhibit at Coralville Library – set up on January 31 and take down on February 28
    - Demonstrate at Coralville Library on Saturdays (7th, 14th, and 21st), 1-3 pm
    - Pattern darning bookmark class on the 28th, 1-3 pm
  - Winter Adult Reading Month (WARM) at the Coralville Library
    - Blue Ribbon sponsored a crafting basket as a grand prize choice for people who complete the WARM challenge (read or listen to 3 books during February). The library chose to make the Home Ec gift certificate a grand prize. Here is a link to their WARM website – https://coralvillepubliclibrary.org/february-is-warm/. Scroll down to see the prizes.
- New Business
  - No new business
- Upcoming Events
  - See above for National Embroidery Month events
  - 2/20 – Meeting on Teams
- Meeting adjourned at 7:31 pm.

Respectfully submitted,
Joyce Pencook, Secretary

The Blue Ribbon Chapter of American Needlepoint Guild, Inc. (ANG), invites interested individuals, regardless of expertise, into membership. Dues are $20 per year payable to the Chapter. You must be a current ANG member to belong to the Chapter. ANG membership information can be found at http://www.needlepoint.org/membership.php.

Guests and visitors are welcomed.

Meetings are held the 3rd Tuesday of every month (except May, July, and October) starting with a social time at 5:30 pm, with the formal meeting starting at 7:00 pm. These meetings are held at the Knights of Columbus, 1620 E Avenue NE, Cedar Rapids, IA and on Teams. Meetings in December, January, and February will be held on Teams only, starting with Teams login/social time at 6:30 pm, with the formal meeting starting at 7:00 pm.

Meetings in May, July, and October are held on the 2nd Saturday of the month starting with social time at 1:00 pm and the formal meeting beginning at 1:30 pm. The Saturday meetings are held at the North Liberty Public Library, 520 W. Cherry St, North Liberty, IA and on Teams.

Board meetings will be held in September, December, March, and June.

The Blue Ribbon ANG Newsletter is published monthly. Deadline for submission of items is the 20th day of each month.

Newsletter Editor: Cindy Baldwin cabaldwin1828@gmail.com

2025-2026 Officers

Past President	Robin Rossignol (robin-ann-rossignol@uiowa.edu)
President	Heidi Parker (handparker@gmail.com)
President Elect	Cindy Baldwin (cabaldwin1828@gmail.com)
VP-Membership	Connie Rosene (connie.rosen89@gmail.com)
Secretary	Joyce Pencook (jpencook40@gmail.com)
Treasurer	Jamee Klein (jameek34@gmail.com)

Chapter website: https://www.blueribbonang.com/

Nametag

Please remember to wear your nametags at meetings and when we are stitching in public.

Blue Ribbon ANG Website

Our website (https://www.blueribbonang.com/) has a Members Only page. When you go to the website, you'll see a Log In button to the right of ANG. Click on that and follow the instructions. Cindy Baldwin must approve access. Once you are approved, the last page on the website is Members. Click on that to add information about yourself.

Hover over Members and you'll see Files. You'll see several folders, including Study Topics. Patterns and information for past study topics are saved here. Anyone can create folders and add files. If you have questions, ask Cindy.

February Study Topic – WIP Challenge

Continuing to work on our WIPs. A table is provided at the end of the newsletter with your projects listed. Please let me know if I made any mistakes or missed anything. The challenge ends on February 28.

Future Study Topics

Thanks to everyone for suggesting projects and voting. We chose the projects with the most votes, and the tentative schedule is below. We'll adjust the schedule if necessary as we go along.

- March – End WIP challenge.
- April, June, July – Sea Urchin, Diane Grant. Needle Pointers, July 2014, pages 14-24.
- May – Nametag finishing
- August, October – Nordic Gnome, Kurdy Biggs.
- November, December, January, February 2027 – Art Deco Tree, Deborah Reichert. Needle Pointers, November/December 2024, pages 38-61.
- March, April 2027 – Hilton Head, Marilyn Owen. Needle Pointers, September/October 2021, pages 30-37.
- May 2027 – Yo-Yo/Dorset Button Ornament
- June 2027 – Diamond Elegance II, Barbara Richardson. Needle Pointers, July 2013, pages 32-33.
- July, August 2027 – Sedona Sunset, Kurdy Biggs. Needle Pointers, May/June 2025, pages 24-31.
- September, October 2027 – Fiesta, Mary Knapp. Needle Pointers, July/Aug 2022, pages 24-36.

Blogs

- Four Tips to Prevent Needlepoint Canvas Distortion https://poppymonkneedlepointkits.com/blogs/the-5-minute-needlepoint-blog/four-tips-to-prevent-needlepoint-canvas-distortion

Interesting Needlework and Related Info on the Internet

- Intricate and Alluring "Thread Paintings" Use a Sewing Machine Like a Paint Brush https://mymodernmet.com/chris-roberts-antieau-thread-paintings/
- The art of embroidery in Palestine, practices, skills, knowledge and rituals https://www.youtube.com/watch?v=QC15tZuAkYI
- Indigenous Artisans Create Mexican President Claudia Sheinbaum's Embroidered Outfits https://mymodernmet.com/claudia-sheinbaums-embroidered-outfits/
- The Surprising Health Benefits of Sewing and Embroidery https://www.marthastewart.com/health-benefits-of-sewing-and-embroidery-11870012
- The Story Behind Needlepoint's Modern-Day Renaissance https://www.vogue.com/article/needlepoint-revival-trend

Needlework Holidays

- September is National Needlepoint Month.
- July 25th is National Thread the Needle Day.
- July 30th is World Embroidery Day.
- August 8th is World Cross Stitch Day.
- Stitch in Public day (Feb 1st) and the entire month of February is National Embroidery Month.

Editor’s Note

Items included in the newsletter are ones that I think the membership might be interested in. I’m also happy to include news items or suggestions you send me, so please feel free to send things to me for inclusion in the next newsletter.

Cindy

2025-26 WIP Challenges (December 1, 2025 – February 28, 2026)

Name	Project Name, Designer	Goal	Progress		
			December	January	February
Connie Rosene	Angel Face, Judy Jeroy	Finish			
Beth Ellicott	Harmony of Nature Casket, Thistle Threads	Complete a panel			
	Christian Henry, Sassafras Samplers	Complete 6 pages (in addition to ~3 finished)			
Cindy Baldwin	Autumn Night Alphabet, Owl Forest Embroidery	10 hours/week (13 weeks)			
Ruth Topp	Desert Diamonds, Lisa Willis	Complete to edge of center cross. Finish completely if possible			
Jeannette Tombaugh	Granddaughter's birth announcement	Complete the body of the house			
Heidi Parker	Moon on the Water, Wendy Moore	Finish			
Joan Ackerman	Wildflowers	Finish			
	Seahorse	Finish			
Julia Ackerman	Animals Tree of Life, Climbing Goat	Finish			
	Sunday in the Park	Finish column			
Joyce Pencook	Or Nue' Flower, Joanne Hunt	Finish			
	Perforated Paper Ornament, Robin Rossignol	Finish			
Jamee Klein	Fantastique, Blackwork Journey	Finish			
	Summer Fireworks, Beautiful Stitches	Finish			

PEARLS & ROSEBUDS

BY THE DRAWN THREAD

SUPPLIES

2 - 4" x 4" pieces
30 count "Crushed Strawberry" Legacy Linen

DMC Embroidery Floss in:
645 - Gray
647 - Light Gray Green
223 - Medium Rose
739 - Cream

2 mm Silk Ribbon

Two 6 mm Pearls

Four Pearl Seed Beads

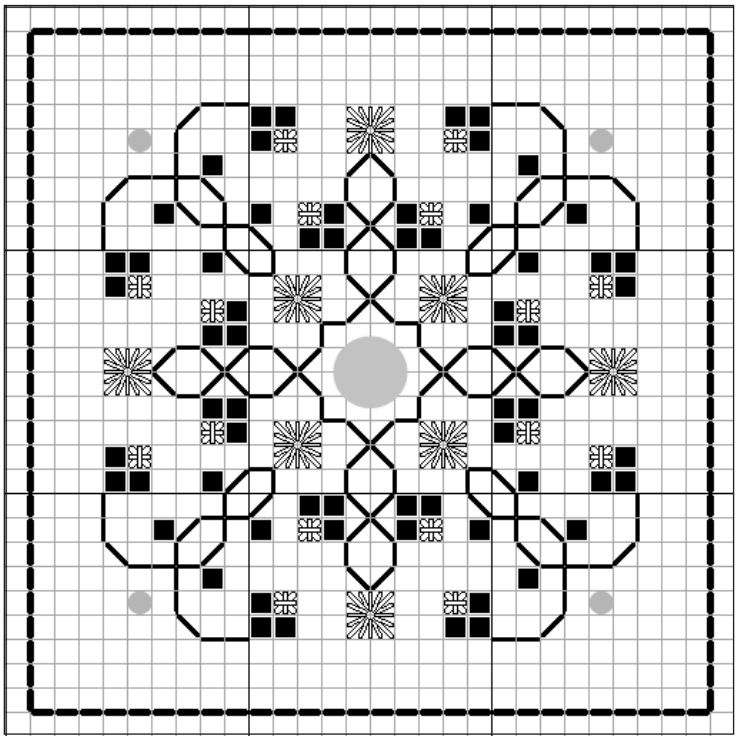

GENERAL DIRECTIONS

Center and stitch chart at left on one of the 4" pieces of linen. On the second piece of linen work just the back stitched border.

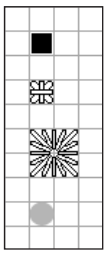

DMC 647	Cross Stitch in 1 ply
DMC 223	Smyrna Cross in 1 ply
DMC 739	Eyelet in 1 ply

Sew on Pearl Seed Bead using 1 ply 739
Back stitch all vines in 1 ply DMC 645
Back stitch border in 2 ply DMC 645



Eyelet

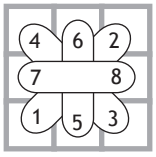

Smyrna Cross

FINISHING THE FOB:

Trim each piece leaving a 1/2" seam allowance all around. Fold the seam allowances under along the back stitched borders. Make a loop from the silk ribbon and line up the cut edges of the ribbon on the seam allowance on the top of one of the pieces and tack into place (see illustration at right). Place the wrong sides of the two pieces together, lining up the back stitching and whip stitch the back stitching on each piece together using 1 ply DMC 645. You will be taking the needle and thread under each back stitch once, first through one back stitch on the front, then through one on the back, all around the fob. Just stitch through the ribbon pieces when you come to them. Before you finish stitching the last side closed, cut several layers of batting slightly smaller than the size of the fob and insert into fob. Use as many layers as you need until it is firmly stuffed. Then finish whip stitching the fob closed.

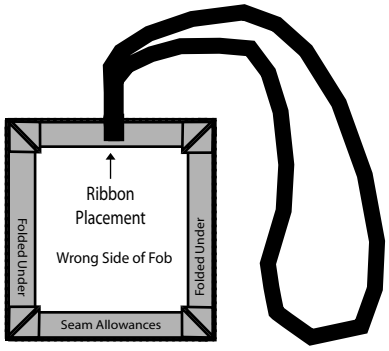

Using 2 ply of DMC 739, bring needle up from the back center of the fob to the front center leaving a 4 - 6" tail hanging on the back. Thread one of the 6mm pearls on the needle and take it back down to the back of the piece. Take the thread through the other pearl and un-thread the needle. Knot the two loose ends of the thread together pulling very tightly to "tuft" the fob. Knot again to secure.