



Newsletter of the Blue Ribbon Chapter

American Needlepoint Guild, Inc.

Volume 6, Issue 5

May 1, 2022

What's inside?

Calendar 1

Blue Ribbon ANG Chapter Meeting Minutes, April 12, 2022 2

Nametag 3

Officer Candidates 3

May Study Topic – Snowflake Perforated Paper Ornament.. 3

Iowa State Fair..... 3

June Study Topics 3

Blue Ribbon ANG Website.... 4

Blogs 4

Videos..... 4

Interesting Needlework and Related Info on the Internet.. 4

Editor's Note 4

Directions to Knights of Columbus Hall..... 5

Directions to Coralville Public Library 5

Elizabeth's Designs 6



Calendar

Saturday, May 14

12:30 – 1:00 pm
1:00 - 1:30 pm
1:30 - 2:00 pm
2:00 - 4:00

Sunday, May 15
1:00 - 3:00 pm

Wednesday, May 18
1:00 - 4:00 pm

Tuesday, June 14
5:30 - 7:00 pm
7:00 - 7:30 pm
7:30 - 8:30 pm

Wednesday, June 15
1:00 - 4:00 pm

Sunday, June 19
1:00 - 3:00 pm

Saturday, July 9
1:00 - 1:30 pm
1:30 - 2:00 pm
2:00 - 4:00

Sunday, July 17
1:00 - 3:00 pm

Wednesday, July 20
1:00 - 4:00 pm

Tuesday, August 9
5:30 - 7:00 pm
7:00 - 7:30 pm
7:30 - 8:30 pm

Wednesday, August 17
1:00 - 4:00 pm

Sunday, August 21
1:00 - 3:00 pm

Monthly meeting – Coralville Public Library (Room B) and Zoom For the meeting, you can park in front of the library, but not in the 2 rows closest to the library. You can also park in the underground parking lot. Meeting Room B is in the basement and there is an elevator to the first floor.

Take down exhibit

Log in to Zoom; social/stitching time
Business meeting
Study topic – Snowflake Perforated Paper Ornament

Stitch-In-Public – Create Exchange, 615 Center Point Rd NE, Cedar Rapids

Stitch-In-Public – National Czech & Slovak Museum & Library Please let Joyce Pencook know by **Monday, May 16** if you plan to stitch at the Museum. Joyce's number is 319-491-6227.

Monthly meeting – Knights of Columbus and Zoom

Social/stitching time; log in to Zoom (6:30 pm)
Board and chapter business meetings
Study topic – Autumn Fireworks and Iowa State Fair

Stitch-In-Public – National Czech & Slovak Museum & Library

Stitch-In-Public – Create Exchange, 615 Center Point Rd NE, Cedar Rapids

Monthly meeting – North Liberty Library and Zoom

Social/stitching time; log in to Zoom
Chapter business meeting
Study topic

Stitch-In-Public – Create Exchange, 615 Center Point Rd NE, Cedar Rapids

Stitch-In-Public – National Czech & Slovak Museum & Library

Monthly meeting – Knights of Columbus and Zoom

Social/stitching time; log in to Zoom (6:30 pm)
Chapter business meeting
Study topics

Stitch-In-Public – National Czech & Slovak Museum & Library

Stitch-In-Public – Create Exchange, 615 Center Point Rd NE, Cedar Rapids

Visit the Blue Ribbon Chapter website at <https://www.blueribbonang.com>

Facebook page – <https://www.facebook.com/Blue-Ribbon-ANG-102362961642607>

Blue Ribbon ANG Chapter Meeting Minutes, April 12, 2022

Present: Kareen Strumpel, Cindy Baldwin, Robin Rossignol, Lori Barton, Karen Rajtora, Dee Hill, Ruth Topp, Heidi Parker, Jamie Randall, Joyce Pencook, Shanel Slater, and Connie Rosene

President Kareen Strumpel called the meeting to order at 6:26 PM (at Knights of Columbus Hall and via Zoom)

No new members or guests.

Minutes from the March 2022 meeting were approved as published. (motion Cindy Baldwin, second Karen Rajtora). Motion carried.

Treasurer Lori Barton reported that the checking account beginning balance was \$903.53. Income = \$0. Expenses = \$0. Updated balance = \$903.53 Report to be placed on file for audit.

Reports:

Membership: Cindy Baldwin reported no new members and no new interest this month. She continues to send newsletters to individuals who have expressed an interest in the past. Two members have been dropped for nonpayment of dues. Membership stands at 17.

Czech Museum: Joyce Pencook reported the next Stitch-in-Public event at the Czech Museum will be Wed. April 20. Let her know by Mon. April 18 if you plan to attend.

Create Exchange: Kareen Strumpel reported that our next Stitch-in-Public at Create Exchange Craft Store will be scheduled for the third Sunday of each month with the exception of April (Easter Sunday). Next event May 15 1-4 pm.

Old Business:

Road Trip to Fiberworks: Members who went to Fiberworks had a good time shopping and having lunch across the street.

Coralville Library: Our display has been set up. It will remain there until May 14 when we will dismantle it before our monthly meeting there.

We will hold a Stitch-in-Public event at the Coralville Library on April 24, 1-3:30 pm.

Name Tags: Four members remembered to wear name tags to this meeting. Hopefully more will be added next meeting.

New Business:

Iowa State Fair: Registration to enter items in the Iowa State Fair begins May 1, 2022 and extends to July 1, 2022. Items need to be taken to the Fairgrounds the last weekend in July. You can receive information on-line at iowastatefair.org then go to Participate → Enter Contests and Competitions → Iowa Family Living → (category) Fabric & Threads.

We want to encourage all members to enter for the experience and to keep the opportunity going in the future. The entry fee is \$10 for 10 entry tags. We will discuss this in further detail at the June meeting.

The Blue Ribbon Chapter of American Needlepoint Guild, Inc. (ANG), invites interested individuals, regardless of expertise, into membership. Dues are \$20 per year payable to the Chapter. You must be a current ANG member to belong to the Chapter. ANG membership information can be found at <http://www.needlepoint.org/membership.php>.

Guests and visitors are welcomed.

Meetings are held the 2nd Tuesday of every month (except May, July, and October) starting with a social time at 5:30 pm, with the formal meeting starting at 7:00 pm. These meetings are held at the Knights of Columbus, 1620 E Avenue NE, Cedar Rapids, IA and on Zoom. Meetings in December, January, and February will be held on Zoom only, starting with Zoom login/social time at 6:30 pm, with the formal meeting starting at 7:00 pm.

Meetings in May, July, and October will be held on the 2nd Saturday of the month starting with social time at 1:00 pm and the formal meeting beginning at 1:30 pm. The Saturday meetings are held at the North Liberty Public Library, 520 W. Cherry St, North Liberty, IA and on Zoom.

Board meetings will be held in September, December, March, and June.

The Blue Ribbon ANG Newsletter is published monthly. Deadline for submission of items is the 20th day of each month.

Newsletter Editor: Cindy Baldwin cbaldwin1828@gmail.com

2021-2022 Officers

Past President Connie Rosene (crosene@kirkwood.edu)

President Kareen Strumpel (kareen@imonmail.com)

President Elect Robin Rossignol (robin-ann-rossignol@uiowa.edu)

VP-Membership Cindy Baldwin (cbaldwin1828@gmail.com)

Secretary Connie Rosene (crosene@kirkwood.edu)

Treasurer Lori Barton (lmbtb13@gmail.com)

Chapter website: <https://www.blueribbonang.com/>

April 12, 2022, Minutes (continued)

May Study Topic: Robin Rossignol will present a pilot class for the State Fair Make-It-and-Take-It class. The pattern will be in the newsletter and Robin will have kits available at the meeting.

Meeting Time Change: Motion was made by Cindy Baldwin to change our meeting start time from 6:30 pm to 7 pm to accommodate members who work and wish to have supper prior to the meeting. (second Robin Rossignol). Motion carried.

Stash Donation: A woman in Des Moines has offered to donate her stash of needlework materials since she is no longer participating in this hobby and does not want to move these items with her. We decided to accept the items and use it as part of a fundraiser sale in the future.

Coralville Library: The Library is interested in having our ANG chapter offer classes for their programming. We would offer a beginning cross stitch class in August 2022. The Library will provide the kits. The class will have an adult focus. Cindy Baldwin will write instructions. Meeting was adjourned at 6:59 PM.

Next meeting will be held on Saturday, May 14 at 1:30 at Coralville Public Library and via Zoom.

Robin Rossignol presented instruction on Autumn Fireworks needlepoint project. Suggested resource "Twisty Stitches" distributed by Rainbow Gallery.

Respectfully submitted,

Connie Rosene, Secretary

Nametag

Since we have new members, it is time to start wearing our nametags at meetings and when we are stitching in public.

Officer Candidates

The Nominating Committee (Robin Rossignol, Lori Barton, and Connie Rosene) is pleased to present the following slate of candidates. The election will be held at our annual meeting in July.

President – Robin Rossignol
President-Elect – Jamee Klein
Secretary – Connie Rosene
Treasurer – Lori Barton
Membership Vice-President – Kareen Strumpel

May Study Topic – Snowflake Perforated Paper Ornament

This is a pilot class for the project that Robin plans to teach as a make it/take it at the Iowa State Fair. She has a small number of kits available. Please let her know ASAP if you would like a kit.

For those who want to supply their own materials here's what's needed:

- Overdyed size 5 pearl cotton - 8 yards. If using Caron Watercolours, a 3 yard length is enough.
- Coordinating solid size 5 pearl cotton - 6 yards.
- A button, charm, small pin, etc. that will fit in a 1" square.
- A 4" square of perforated paper - 14 count

Bring your usual stitching supplies.

**Iowa State Fair**

2022 entry information is posted at <https://www.iowastatefair.org/participate/competition/enter-iowa-family-living>. The entry category is Fabric and Threads. Entries will be accepted online beginning May 1 or you can print the entry form. Entry closes on July 1. Entries are delivered to the Fabric and Threads department on July 30.

June Study Topics

We will continue to work on Autumn Fireworks and will also talk about the Fair's needlework divisions. If you want help in deciding how to enter your projects, bring them to this meeting. Your entries do not need to be new; you can enter older pieces as long as they have not previously been entered in the State Fair.

Blue Ribbon ANG Website

Our website (<https://www.blueribbonang.com/>) has a Members only page. When you go to the website, you'll see a Log In button to the right of ANG. Click on that and follow the instructions. Cindy Baldwin has to approve access. Once you are approved, the last page on the website is Members. Click on that to add information about yourself.

Hover over Members and you'll see Files. You'll see several folders, including Newsletters. All our past newsletters are saved here. Anyone can create folders and add files. If you have questions, ask Cindy.

Blogs

- 5 Basics for Beginners to Learn About Needlepoint! <https://needlepoint.com/blogs/needlepoint-know-how/5-basics-for-beginners-to-learn-about-needlepoint>

Videos

- Rittenhouse Needlepoint playlists - <https://www.youtube.com/user/RNeedlepoint/playlists>. Videos for Beginners shows how to do basic stitches. The Expert Series is about threads – what they are made of, how to use them, etc. Rittenhouse Needlepoint is a lovely shop in downtown Philadelphia. Their website is <https://myneedlepoint.com/>. Their main focus is painted canvas but are now carrying fabrics for cross stitch.
- How to couch Kreinik Braid <https://www.youtube.com/watch?v=7jWR4284gYw>
- How to finish a round needlepoint ornament. https://www.youtube.com/watch?v=xhtmvs-t4_l

Interesting Needlework and Related Info on the Internet

- Exquisite Embroideries on Transparent Fabric Will Transport You to the Forest Floor <https://mymodernmet.com/sew-beautiful-organza-landscape-embroideries/>
- Ethereal Embroidered Moths Take Flight With Wings Made of Vintage Tapestries <https://mymodernmet.com/larysa-bernhardt-moth-tapestry-embroidery-art/>
- Anatomical Embroideries Offer a Dazzling Look at the Human Body Beneath the Skin <https://mymodernmet.com/amber-griffiths-anatomical-embroideries/>
- Illusionistic Bird Embroideries Look Like the Creatures Are Perched on a Cage <https://mymodernmet.com/beth-carroll-bird-embroidery-art/>
- Pop Culture Embroideries Capture the Colorful Spirit of Beloved Cartoons <https://mymodernmet.com/aidan-charpentier-embroidery/>
- The Artful Imperfection of Medieval Manuscript Repair - Embroidery was used to repair holes in ancient manuscripts. <https://www.atlasobscura.com/articles/medieval-manuscripts-embroidery>
- Fabrics to embroider on plus techniques that work well on each type of fabric and comments - <https://astitchinguine.co.uk/home/the-learning-centre/materials/fabric/>. Lots of other resources under The Learning Centre - <https://astitchinguine.co.uk/home/the-learning-centre/>.
- Classic Cartoons Suspend Tense Moments of Sabotage in Embroidery <https://www.thisiscoossal.com/2022/04/peter-frederiksen-cartoon-embroidery/>
- Needlepoint Pillows Are Coming Back All Over the Country, But They Never Went Out of Style in the South <https://www.southernliving.com/home/needlepoint-pillows-are-trending>
- Free, downloadable needle size guide - <https://www.jjneedles.com/needles-guide>

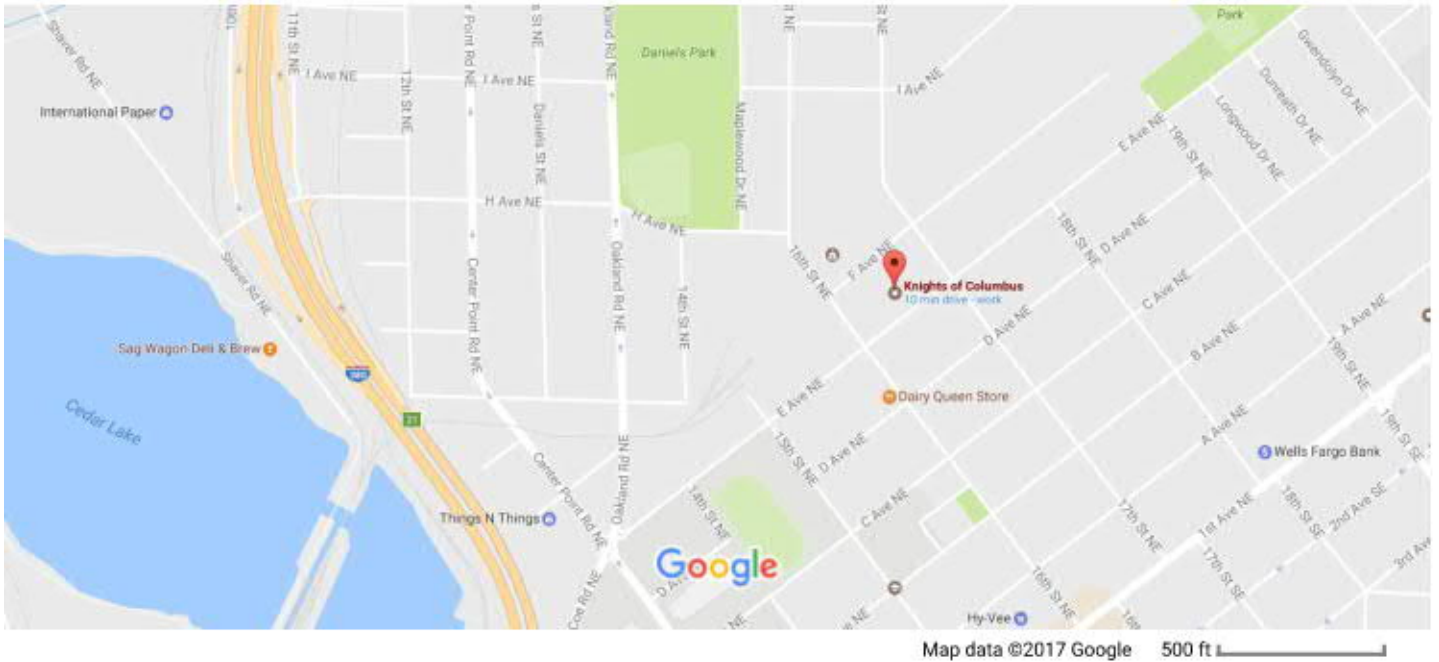
Editor's Note

Items included in the newsletter are ones that catch my attention in which I think the membership might be interested. I'm also happy to include news items or suggestions you send me, so please feel free to send things to me for inclusion in the next newsletter. Cindy

Directions to Knights of Columbus Hall

1620 E Avenue NE, Cedar Rapids, IA

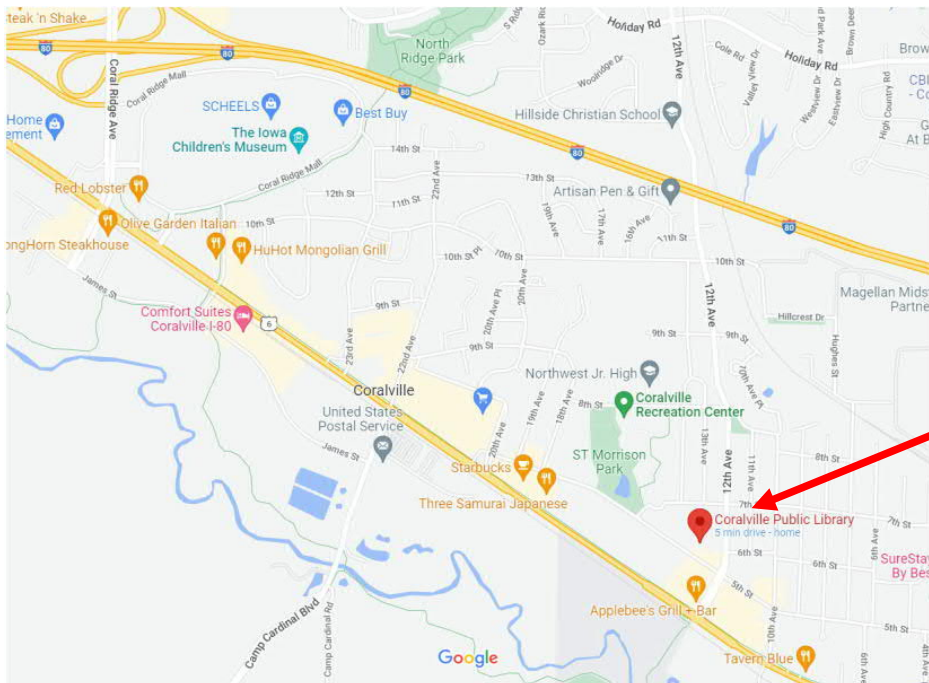
From I380, take the H Avenue exit. Turn onto H Ave NE. Turn right onto 16th St NE. Turn left onto E Ave NE. The Knights of Columbus Hall is on the left.




Directions to Coralville Public Library

1401 5th St, Coralville, IA

From I380, exit onto I80. Take the Coral Ridge Ave exit. Turn right onto Coral Ridge Ave. Turn left onto Highway 6/2nd St. Turn left at 12th Ave. Go past the Coralville Center for Performing Arts on the corner of 5th St and 12th Ave and turn into the parking lot behind the building. **For the meeting, you can park in front of the library, but not in the 2 rows closest to the library.** You can also park in the underground parking lot. Meeting Room B is in the basement and there is an elevator to the first floor.





Flowers for my Friend

Designed by Elizabeth Foster

Stitch Count: 34 x 50
28 Count Light Sand Cashel Linen

Design size: 2½" x 3½"

- X DMC 356
- DMC 758
- DMC 3051
- O DMC 3052
- = DMC 3828
- Mill Hill Bead 62031
- + Weeks Dye Works Periwinkle

FREE GRAPH

MAY BE
REPRODUCED
BY SHOPS
& GUILDS.
IF YOU KIT,
PLEASE OFFER
THE GRAPH
SEPARATELY

General Instructions

Cross stitch and backstitch over two fabric threads using two strands of floss. When cross stitching with Overdyed floss, complete each stitch as you go to achieve the most color variation. Attach beads with one strand of DMC Floss 3828

Flower Pot: Satin Stitch is two strands of DMC 758.

Flower Stems & Words: DMC 3051

Backstitch Border: DMC 3828

© 2001 Elizabeth's Designs