



Newsletter of the Blue Ribbon Chapter
 American Needlepoint Guild, Inc.
 Volume 5, Issue 12
 December 1, 2021

What's inside?

Calendar 1
 Blue Ribbon ANG Chapter Meeting, November 9, 2021 .. 2
 Dues..... 3
 Blogs 3
 Interesting Needlework and Related Info on the Internet.. 4
 Editor's Note 4
 SJ Designs Pattern 5
 Membership Form..... 6

Calendar

Sunday, November 21
 12:15 pm

Tour of the National Czech and Slovak Museum exhibit "Crowning Glory."

Saturday and Sunday, December 4 and 5
 10:00 – 4:00

Demonstrate at the National Czech & Slovak Museum & Library during the Old World Christmas Market

Tuesday, December 14
 6:00 - 6:30 pm
 6:30 - 7:00 pm
 7:00 - 8:00 pm

Monthly meeting – on Zoom
 Log in to Zoom; social/stitching time
 Business meeting
 Study topic – Progress on Projects Half Done (PHDs)

Wednesday, December 15
 1:00 - 4:00 pm

Stitching at the National Czech & Slovak Museum & Library **Please let Joyce Pencook know by Monday, December 13 if you plan to stitch at the Museum. Joyce's number is 319-491-6227.** Masks are required.

Tuesday, January 11
 6:00 - 6:30 pm
 6:30 - 7:00 pm
 7:00 - 8:00 pm

Monthly meeting on Zoom
 Log in to Zoom; social/stitching time
 Business meeting
 Study topic – Progress on Projects Half Done (PHDs)

Wednesday, January 19
 1:00 - 4:00 pm

Stitching at the National Czech & Slovak Museum & Library

Tuesday, February 8
 6:00 - 6:30 pm
 6:30 - 7:00 pm
 7:00 - 8:00 pm

Monthly meeting on Zoom
 Log in to Zoom; social/stitching time
 Business meeting
 Study topic – Progress on Projects Half Done (PHDs)

Wednesday, February 16
 1:00 - 4:00 pm

Stitching at the National Czech & Slovak Museum & Library

Tuesday, March 8
 5:00 - 6:30 pm
 6:30 - 7:00 pm
 7:00 - 8:00 pm

Monthly meeting – Knights of Columbus and Zoom
 Log in to Zoom (6:00 pm); social/stitching time
 Business meeting
 Study topic – Introduction to Pulled Thread Embroidery

Wednesday, March 16
 1:00 - 4:00 pm

Stitching at the National Czech & Slovak Museum & Library

Visit the Blue Ribbon Chapter website at <https://www.blueribbonang.com>

Facebook page – <https://www.facebook.com/Blue-Ribbon-ANG-102362961642607>



Blue Ribbon ANG Chapter Meeting, November 9, 2021

Present: Kareen Strumpel, Cindy Baldwin, Robin Rossignol, Lori Barton, Karen Rajtora, Jamie Randall, Joyce Pencook, Joan Ackerman, Ruth Topp, and Connie Rosene

President Kareen Strumpel called the meeting to order at 6:30 PM

No new members or guests.

Minutes from the October 2021 meeting were approved as they appeared in the newsletter. (Motion Joyce Pencook, second Cindy Baldwin.) Motion carried.

Cindy Baldwin noted that a signed copy of the by-laws needs to be uploaded to our secure website. Kareen Strumpel will take care of that task.

Treasurer Lori Barton sent out a report via email today. She reported current balance is \$632.42 with one check to be written for Nov. meeting of \$20 for meeting room rent to Knights of Columbus. Money for dues is beginning to arrive. Report will be filed for audit.

Reports:**Committee Reports:**

Membership: Cindy Baldwin had no report.

Czech Museum: Our next Stitch-in-Public event at the Museum will be held on December 15. Please call Joyce Pencook by Monday, December 13 if you plan to attend. Masks are required.

Robin Rossignol asked Czech Museum personnel if they had an interest in our group offering a needlework workshop. There is definite interest. They also want us to provide needlework demonstrations during their Old World Christmas Event on Dec. 4-5. Joyce Pencook will coordinate volunteers for stitching demonstrations.

A committee was formed (Robin Rossignol, Joyce Pencook, Cindy Baldwin). They will develop small workshops to teach beginning needlework/cross stitch classes. Then possible work into intermediate level classes.

Crowning Glory Exhibit: Connie Rosene reported that our group is scheduled at the Museum for Sunday, November 21 at 12:15. Meet in the Museum lobby. Cost is \$11 per person and will include self-guided tour, coffee and kolaches.

Old Business:

Usher's Ferry: Robin Rossignol suggested that we let this idea ride until we have workshop patterns and projects in place. We may want to focus our efforts on adult classes to increase membership.

Linn County Fair: Kareen Strumpel reported that we are welcome to provide a make-it-and-take-it project. The Fair dates are June 22-26, 2022. She will clarify if this will be for children or adults and the exact date and time.

The Blue Ribbon Chapter of American Needlepoint Guild, Inc. (ANG), invites interested individuals, regardless of expertise, into membership. Dues are \$20 per year payable to the Chapter. You must be a current ANG member to belong to the Chapter. ANG membership information can be found at <http://www.needlepoint.org/membership.php>.

Guests and visitors are welcomed.

Meetings are held the 2nd Tuesday of every month (except May, July, and October) starting with a social time at 6:00 pm, with the formal meeting starting at 6:30 pm. These meetings are held at the Knights of Columbus, 1620 E Avenue NE, Cedar Rapids, IA and on Zoom.

Meetings in May, July, and October will be held on the 2nd Saturday of the month starting with social time at 1:00 pm and the formal meeting beginning at 1:30 pm. The Saturday meetings are held at the North Liberty Public Library, 520 W. Cherry St, North Liberty, IA and on Zoom.

Board meetings will be held in September, December, March, and June.

The Blue Ribbon ANG Newsletter is published monthly. Deadline for submission of items is the 20th day of each month.

Newsletter Editor: Cindy Baldwin cabaldwin1828@gmail.com

2019-2020 Officers

Past President Connie Rosene (crosene@kirkwood.edu)

President Kareen Strumpel (kareen@imonmail.com)

President Elect Robin Rossignol (robin-ann-rossignol@uiowa.edu)

VP-Membership Cindy Baldwin (cabaldwin1828@gmail.com)

Secretary Connie Rosene (crosene@kirkwood.edu)

Treasurer Lori Barton (lmbtb13@gmail.com)

Chapter website: <https://www.blueribbonang.com/>

November 9, 2021, Meeting Minutes (cont.)

Create Exchange: Kareen Strumpel reported we now have an account at Create Exchange (\$1.25 currently). Store owner, Jennifer is receptive to our group holding a stitch-in-public or classes/demonstrations. Kareen will consult with Jennifer regarding best days to schedule any events to coordinate with store customer traffic and then she will set up the first date. The store hours are Tues. – Fri. 10 AM – 6 PM, Sat. 10 AM – 5 PM and Sun. 12 – 4 PM.

New Business:

Business Cards: Cindy Baldwin will check our stock of business cards and bookmarks to hand out at stitch-in-public events and demonstrations.

Library Books: Robin Rossignol and Karen Rajtora went through the 4 boxes of books in our library and determined there is one box to keep for references and three boxes for members to go through for purchase (\$5 per book) and then take the remainder to Half-Price Books to sell.

Projects for PHD: Most members presented one or two projects to complete over the next six months on our PHD (Projects Half Done) challenge.

Future Study Projects: Cindy Baldwin suggested we work on PHDs over the winter Zoom meetings. Then the following projects will be planned:

- March – Pulled Thread button
- April - Autumn Fireworks
- May – Snowflake pilot class for Robin for Make-it-and-Take-it class at State Fair
- June – Autumn Fireworks (cont.)

We may need to take a road trip to Carol's shop in Waverly to select threads for the Fireworks projects.

Reminder that Chapter and National dues are currently due. National will be prorating dues paid so that all dues are paid in January in the future.

Meeting was adjourned at 7:36 PM.

Next meeting will be held on Tuesday, December 7 at 6:30 via Zoom.

Respectfully submitted,
Connie Rosene, Secretary

Dues

Your dues are payable now through January 1, 2022. Please send your dues to Lori Barton. Lori's address is on the attached membership form.

In case you missed it, please be aware of the following RE National dues:

“After careful consideration, the ANG Board of Directors has decided to move forward with a change in how our annual dues will be paid. Beginning in January 2022, all membership dues will be paid on an annual basis, in January. This applies to all memberships of 1, 2, 5 and 10 years duration and in all countries. If your membership renewal date is between October and December 2021, please pay your annual dues as usual. In 2022, all membership dues will be paid in January, and will be prorated to account for the new annual schedule.

This change will provide benefits to ANG in reducing the time and effort spent in managing the dues renewal process, providing more timely information for budgeting purposes, and simplifying the membership verification process for chapters.

Additional details will follow in our bi-weekly newsletters.”

Blogs

- **One last post on pin stitches – how to end with a pin stitch.** <https://debbeesdesigns.com/2021/11/15/pin-stitches-finishing/>
- **How to Transfer an Embroidery Design Using Sulky Sticky Fabri-Solvi** <https://bustleandsew.com/embroidery/transferring-your-embroidery-pattern-using-sulky-sticky-fabri-solvi/>
- **Eyelash Threads: A Review** <https://chillyhollownp.blogspot.com/2021/11/eyelash-threads-review.html> **Rainbow Gallery and Treenway Silks have new eyelash threads available. Jane describes them and stitches with them.**

Interesting Needlework and Related Info on the Internet

- Needlepoint Is a Great Way to Cope With Uncertainty <https://www.shondaland.com/live/body/a36622882/needlepoint-is-a-great-way-to-cope-with-uncertainty/>
- **Interesting article** - A Quick History Lesson on Needlepoint: From Necessary to Noble to Novel <https://thornalexanderstyle.com/needlepoint/needlepoint-history-from-necessary-to-nobel>
- The Needle's Art: Contemporary work by students and tutors of Ornamental Embroidery <https://visit.bodleian.ox.ac.uk/event/the-needles-art>. **From the website:** "A display of contemporary embroidery inspired by a 16th century Tudor pattern book, containing: stylized pictures of trees, plants and animals in alphabetical sequences, with other designs. The display features a selection of items, from sewing accoutrements, books covers and domestic furnishings to garments and accessories, worked in a variety of materials and stitch techniques." **Also on the website, a downloadable slideshow of the needlework and** "...a series of short films have been recorded by Helicon Storytelling. Each film contains a story inspired and devised in the same manner as the embroidery on display – by using the Tudor pattern book M.S Ashmole 1504. Helicon Storytelling have scoured the manuscript for their favourite settings and characters and have used these as the building blocks to create their very own, Tudor-style stories, including foolish wishes, ferocious beasts, folklore remedies and fearless heroes."

Editor's Note

Items included in the newsletter are ones that catch my attention in which I think the membership might be interested. I'm also happy to include news items or suggestions you send me, so please feel free to send things to me for inclusion in the next newsletter.

Cindy



DESIGNS

ASPEN

a design by Susan Johnson



From my design archives, this pattern was first published in 1999! *Aspen* works up as a 4-1/2" across diamond-shape for an ornament or it can be turned on its side to use as a 3-1/4" square.

Aspen was designed for #18 mono canvas but by scaling up (or down) the weights of your threads you can work on any mesh size. As an ornament, it's a great way to use up or experiment with a variety of threads and color combinations. Since much the canvas shows through the stitching, colored canvas is an excellent choice for the base. Two or more solid colors can be used, or an overdyed thread in place of the Confetti combined with a contrasting, solid color perle or even floss. Gold or silver metallic accents go with any color scheme, or use the metallic to add another color. I'd love to see what you create!

Susan

November 2021 susan@sj-designs.com



DESIGNS

HUDSON NY

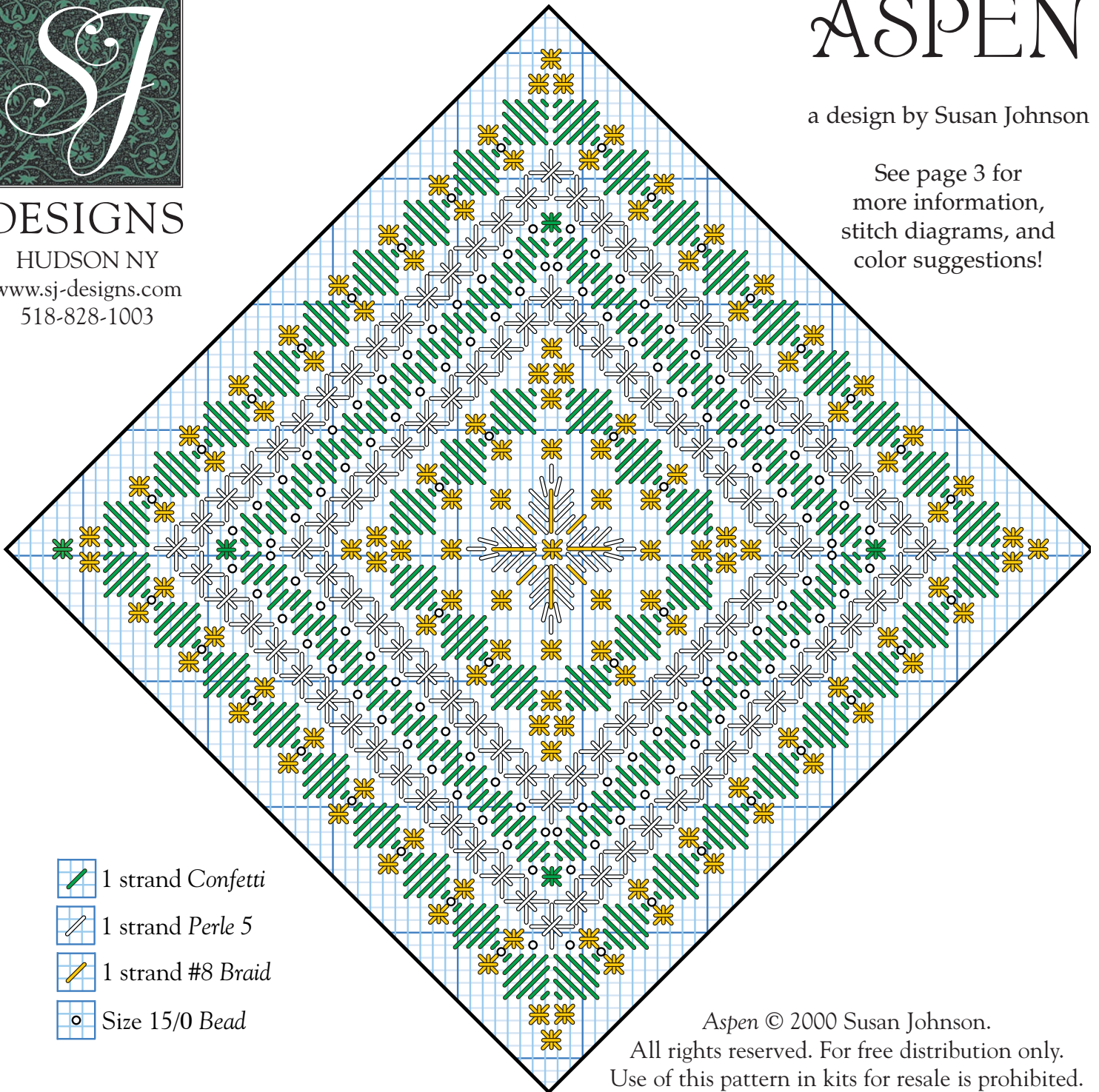
www.sj-designs.com





518-828-1003

ASPEN

a design by Susan Johnson

See page 3 for
more information,
stitch diagrams, and
color suggestions!



-  1 strand *Confetti*
-  1 strand *Perle 5*
-  1 strand #8 *Braid*
-  *Size 15/0 Bead*

Aspen © 2000 Susan Johnson.

All rights reserved. For free distribution only.
Use of this pattern in kits for resale is prohibited.

Materials needed for one 4-1/2" wide diamond-shape ornament are listed below. Stitch count is 80 x 80.

Zweigart #18 mono canvas in Sage Green, cut 8" by 8"

2 skeins #208 Juniper SJ Designs *Confetti* (if you're very careful you may be able to get by with 1 skein!)

1 (10m) reel 002 Gold Kreinik Fine (#8) Braid

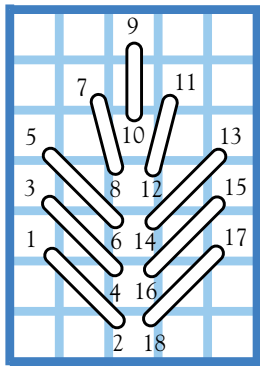
1/2 skein #504 Light Green DMC *Perle 5*

1 package #58 Gold or #58H Gold Hex-cut SJ Designs *Size 15/0 beads* (Hex beads have extra sparkle!)

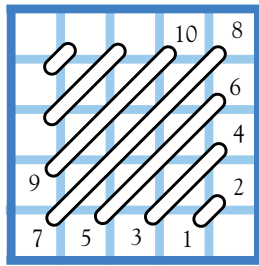
#20 and #22 Tapestry needles

#10 Tapestry Point Beading needle (or a #10 Between needle)

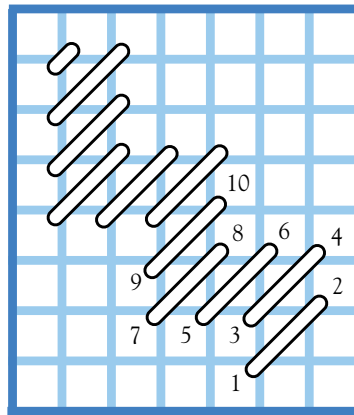
Invisible (clear nylon sewing) thread or floss (DMC #504 or same color as your canvas) to attach the beads



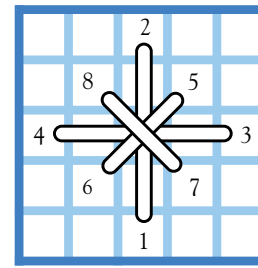
Leaf stitch



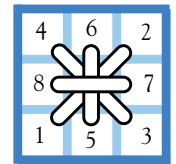
Flat stitch



Byzantine stitch



Double Straight Cross stitch



Smyrna Cross stitch

Begin at the center of the design with the cluster of **Leaf** stitches. Moving outward, work the *Confetti* and Perle 5 stitches first, then add the metallic stitches. When stitching the *Confetti* rows, be sure to work continuously around the diamond shape rather than stitching each quarter separately; this takes advantage of the subtle shading created by the *Confetti*. Attach the beads after all the stitching is completed; the beads in the **Byzantine** stitch row are attached with **Half Cross** stitches. To control the slant of the bead, the **Half Cross** stitch should slant in the opposite direction that you want the bead to slant. The beads between the **Flat** stitches are anchored by bringing the needle up in the canvas hole, threading a bead, then going back down into the same canvas hole.

As charted, *Aspen* can be used as an ornament or a small boxtop. By adding more rows it can easily be enlarged to whatever size you like.

MORE SUGGESTED COLOR COMBINATIONS:

#203 *Wisteria Confetti* with 002 Gold Braid and White Perle 5 on Antique Blue canvas with #1858 Gold galvanized or #1858P Gold-plated beads.

#111 *Pineapple Ice Confetti* with 015HL Chartreuse Braid and Ecru Perle 5 on Sage Green canvas with #1816 Gold Silver-lined or #18128 Antique Gold Silver-lined beads.

#102 *Strawberry Ice Confetti* with 002 Gold Braid and 902 Garnet Perle 5 on Pink canvas with #1813 Ruby Silver-lined or #1899 Wine Iridescent Silver-lined beads.

#110 *Crystal Ice Confetti* with 002 Gold Braid and your favorite blue or green shade of Watercolours™ used 1-ply (in place of the Perle 5) on Victorian Green canvas with #1811H Hex-cut Crystal Iridescent beads.

Taping the edges of the canvas will help prevent snags in the *Confetti*. Stretcher bars or a working frame are recommended to prevent distortion; otherwise blocking may be necessary. *Confetti* is colorfast and can be hand-washed in cool water with a mild sudsing agent.

Check with your local stores for SJ Designs' *Confetti* and *Glass Seed Beads*. If they are not available in your area, please visit www.sj-designs.com.

Aspen text & illustrations ©2021 by Susan Johnson for SJ Designs.



Blue Ribbon Chapter
American Needlepoint Guild, Inc.
Membership Form

New Member Renewing Member # _____

Date _____

Name _____

Primary Chapter: Blue Ribbon Chapter Other (specify): _____

Mailing Address: _____

Street or PO Box

City

State/Province

Zip/Postal Code

Daytime Phone

Evening Phone

Cell Phone

Email Address: _____

The Blue Ribbon Chapter of ANG will use your email address to send E-newsletters, renewal notices, meeting information, updates and announcements.

Annual Membership Dues: \$20.00
(If joining as a new member after July, dues are \$10 for the remainder of the year)

Please send this completed form and payment to

Lori Barton, Treasurer
Blue Ribbon Chapter, ANG
5700 W Mustang Rd
Cedar Rapids, IA 52411

Questions? Please call Lori at 319-294-1054 or Cindy Baldwin at 319-540-4132

Current membership period is valid through December 31, 2021. Dues for the next year are due before January 1st.